



US PRESIDENTIAL ELECTIONS & DEMOCRATIC PRIMARIES

Jan 30 – Feb 2 2020



EMBARGOED FOR RELEASE UNTIL:

Monday, February 3 at 9:30am EST

Key Insights

- Bernie Sanders is the front-runner of the Democratic primaries at the national level. Sanders scores 27.8%, four points ahead of Joe Biden's 23.5% among likely voters in Democratic state primaries and caucuses.
- The Democratic primary race reveals a stark generational divide, with Millennial voters overwhelmingly supporting Bernie Sanders (57% of voters aged 34 or younger), while older voters rally behind Joe Biden and Michael Bloomberg.
- Elizabeth Warren and Michael Bloomberg are tied within the poll margin of error for the third spot, a significant feat for Bloomberg given his late entry into the race.
- Sanders' strong performance at the national level underscores his frontrunner status in Iowa, where he has constantly performed better than his national average.
- In presidential election scenarios against Donald Trump, Bernie Sanders takes the lead among the Democratic candidates. Bernie leads the match-up against Trump by 3 points. Biden and Buttigieg appear almost tied with the incumbent, whereas Elizabeth Warren scores 3 points behind, still within the poll margin of error. These results defy voter expectations regarding the best positioned candidate to defeat Trump: 23.3% believe Joe Biden would be the strongest; Bernie Sanders appears in second place with 17.8%.
- Although 53.9% disapprove of Donald Trump's performance as president, only 48.7% support impeachment, whereas 48.2% oppose it.

Methodology & Sample Profile

This study was conducted by AtlasIntel, an independent research & data intelligence firm.

1600 random interviews were conducted online from January 30 to February 2020. The sample was post-stratified with propensity scores to match the profile of registered voters in Electoral College states on the following variables: gender, region, age group, education, family income, race, and vote in the 2016 Presidential Elections. The margin of error for registered voters is +/-2.0 at the 95% confidence level. The margin of error for Democratic primary voters is +/-4.0 at the 95% confidence level.

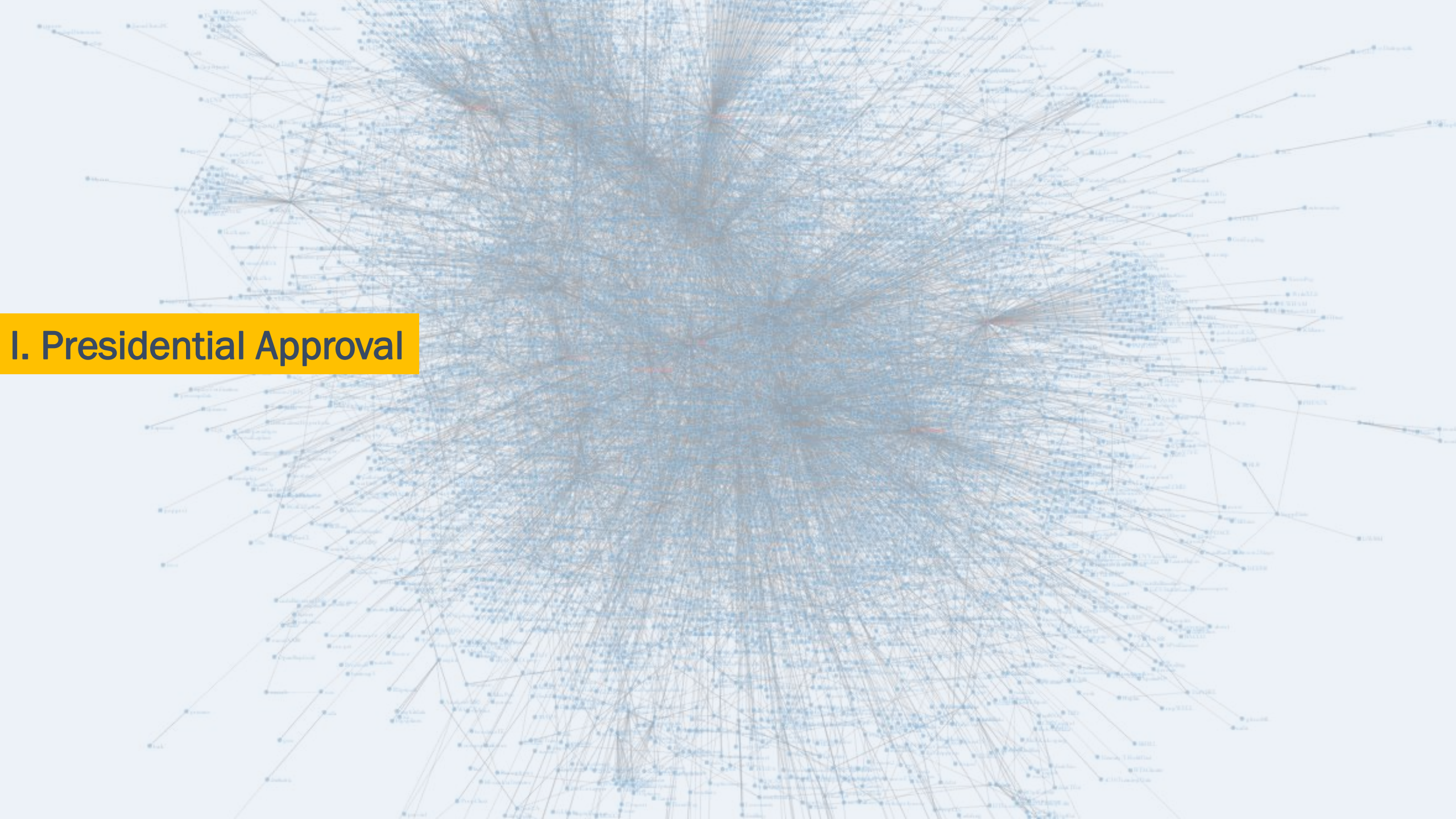
National-level results are representative of registered voters in Electoral College states. Democratic primary results are provided for likely voters in Democratic state primaries and caucuses. Some percentages do not add up to 100% due to rounding.

11 questions are not reported in this public report.

More information about AtlasIntel can be obtained by visiting www.atlasintel.org.

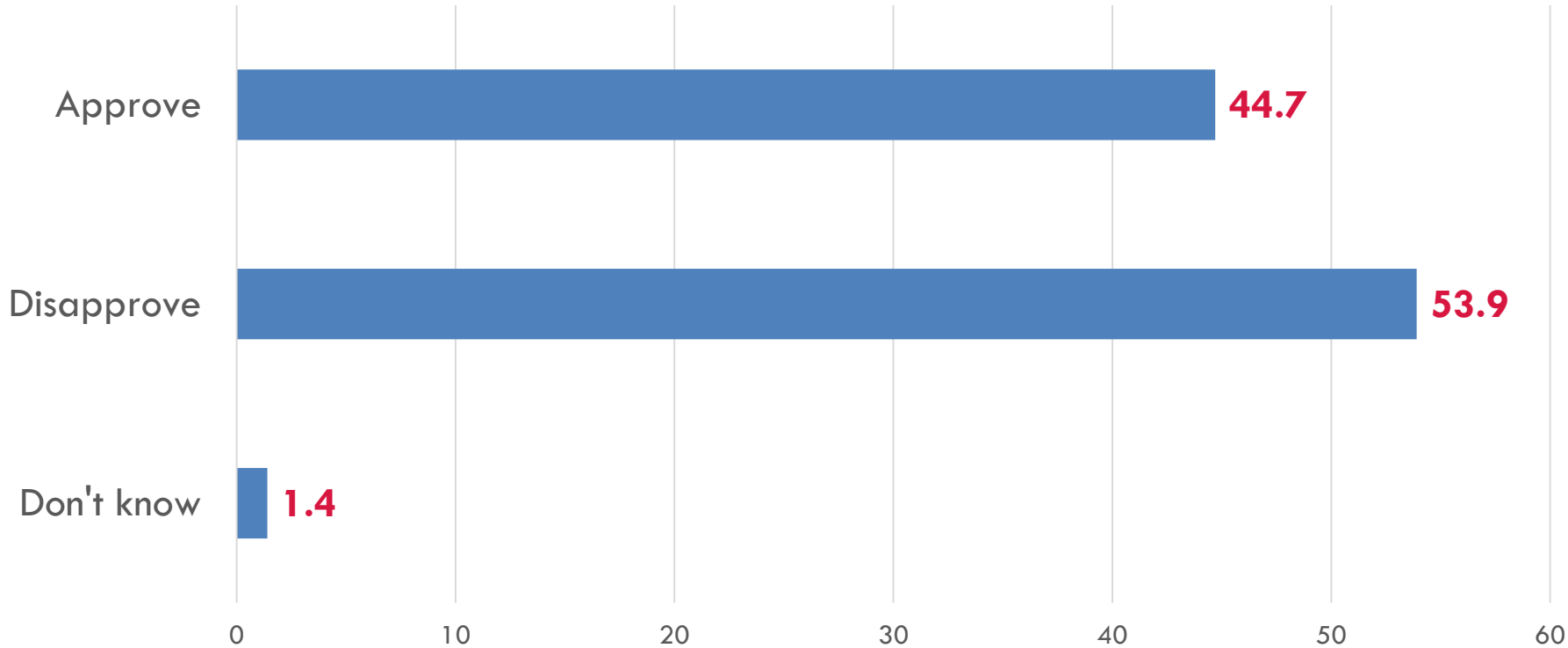
Gender		Region		Vote in 2016 Presidential Elections	
Female	50.1%	Northeast	19.4%	Hillary Clinton	45.7%
Male	49.9%	Midwest	21.0%	Donald Trump	43.3%
Age Group		South	33.7%	Other; doesn't remember; didn't vote	11.0%
18 – 34	26.6%	West	25.9%	Family income	
35 – 54	33.9%	Education		Below 50k	38.2%
55+	39.5%	College degree and higher	57.7%	50k – 100k	30.2%
Race		No college degree	42.3%	Above 100k	31.5%
White	76.0%				
Hispanic	9.9%				
Black	9.5%				
Other	4.6%				

I. Presidential Approval



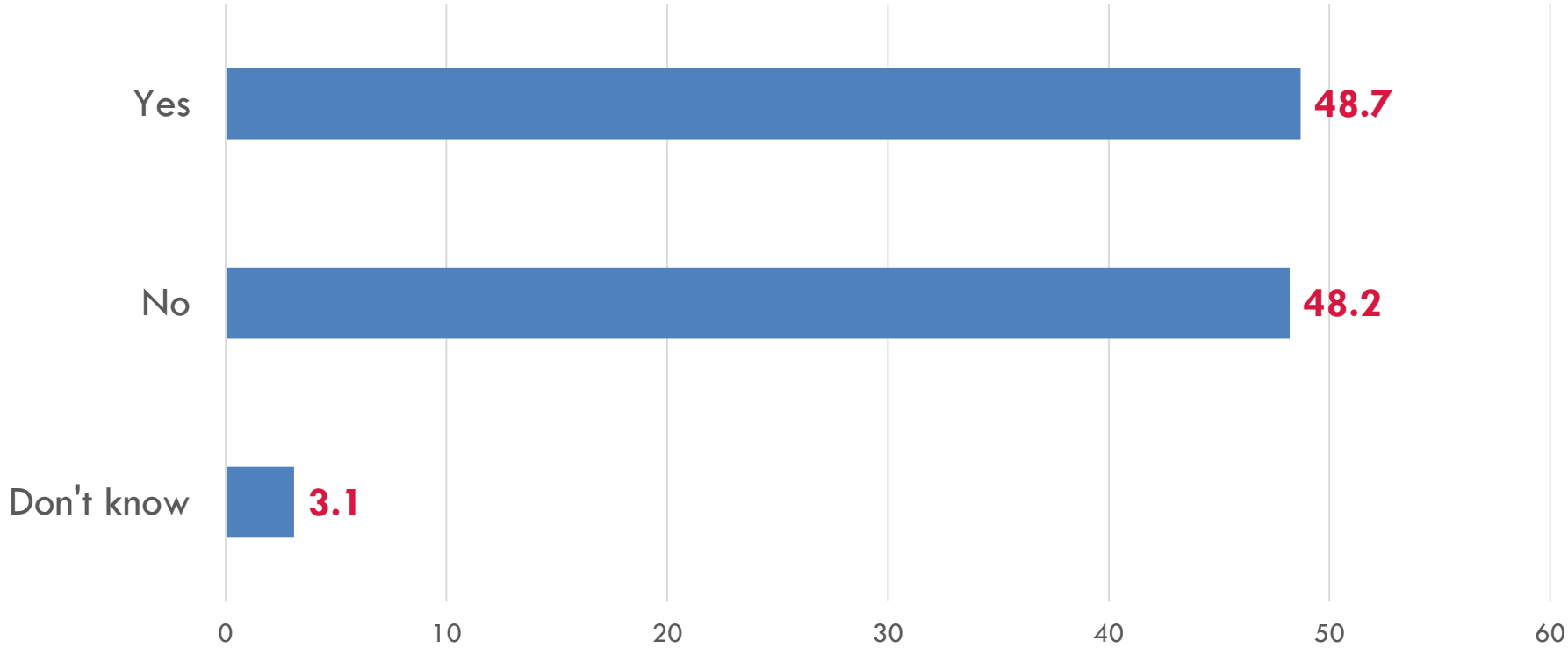
Do you approve or disapprove of the job Donald Trump is doing as president?

	<i>Feb-20</i>
Approve	44.7
Disapprove	53.9
Don't know	1.4

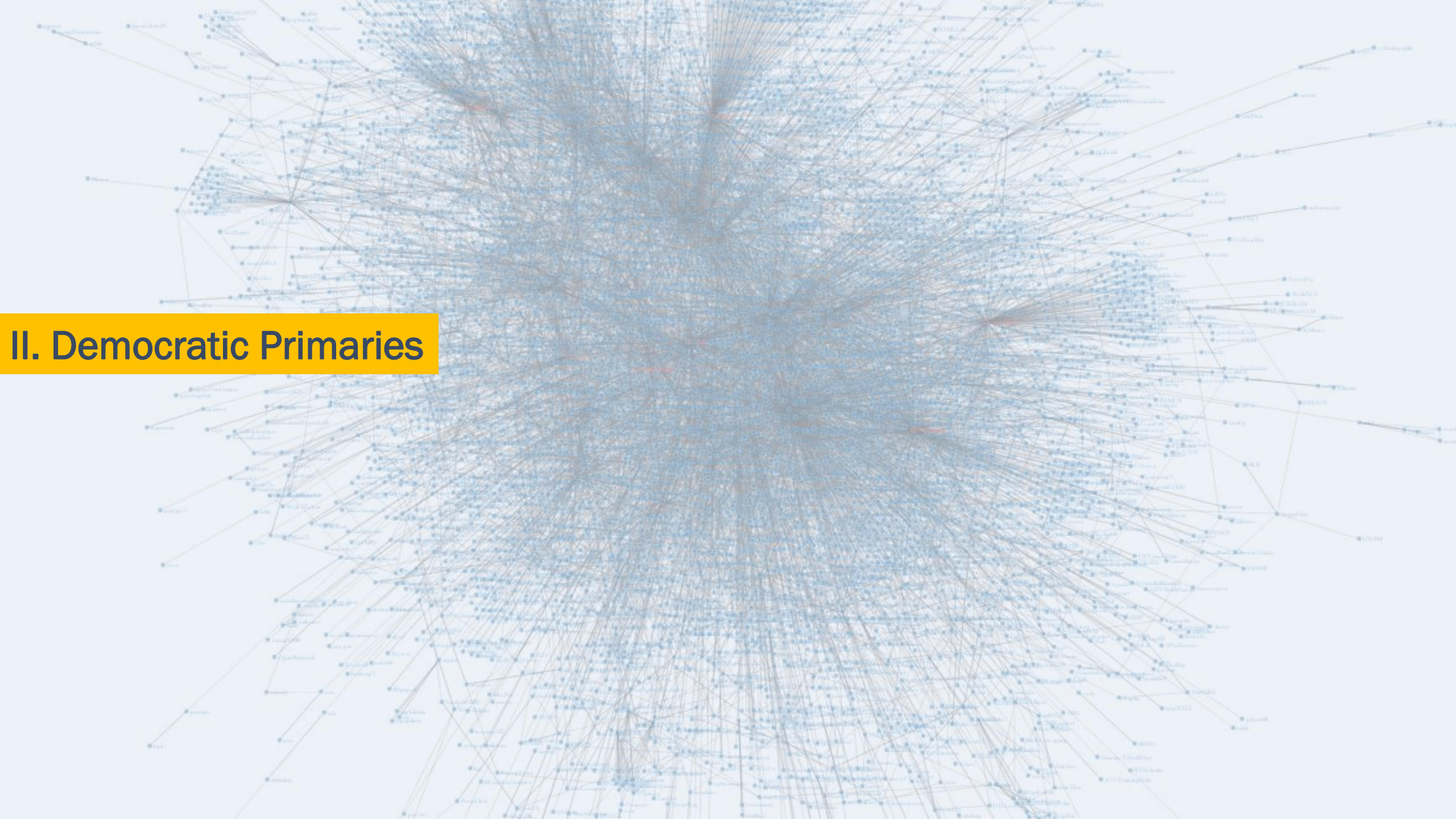


Do you think President Trump should be impeached and removed from office?

	<i>Feb-20</i>
Yes	48.7
No	48.2
Don't know	3.1



II. Democratic Primaries



Which of these following Democratic primary candidates will you vote for?

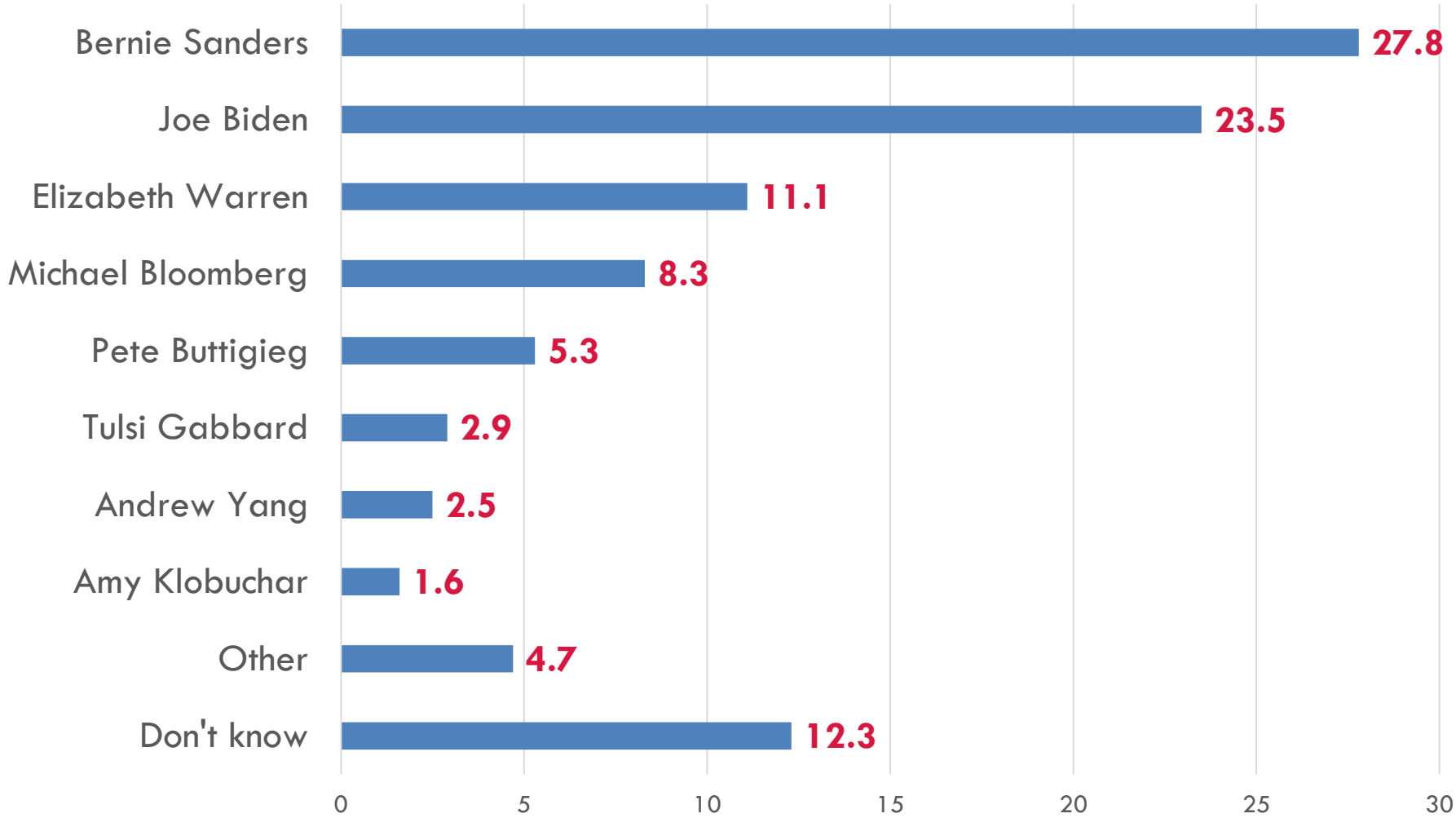
Asked solely of respondents declaring that they intend to vote in the state Democratic primary or caucus

	<i>Feb-20</i>
Bernie Sanders	27.8
Joe Biden	23.5
Elizabeth Warren	11.1
Michael Bloomberg	8.3
Pete Buttigieg	5.3
Tulsi Gabbard	2.9
Andrew Yang	2.5
Amy Klobuchar	1.6
Other	4.7
Don't know	12.3



Which of these following Democratic primary candidates will you vote for?

Asked solely of respondents declaring that they intend to vote in the state Democratic primary or caucus



Which of these following Democratic primary candidates will you vote for? – GENDER

Asked solely of respondents declaring that they intend to vote in the state Democratic primary or caucus

	<i>Gender</i>		
	<i>Overall</i>	<i>Female</i>	<i>Male</i>
Bernie Sanders	28	25	31
Joe Biden	24	22	25
Elizabeth Warren	11	13	9
Michael Bloomberg	8	7	9
Pete Buttigieg	5	7	3
Tulsi Gabbard	3	3	3
Andrew Yang	3	2	3
Amy Klobuchar	2	1	2
Other	5	6	3
Don't know	12	12	12



Which of these following Democratic primary candidates will you vote for? – AGE COHORT

Asked solely of respondents declaring that they intend to vote in the state Democratic primary or caucus

	<i>Overall</i>	<i>Age Group</i>		
		<i>18-34</i>	<i>35-54</i>	<i>55+</i>
Bernie Sanders	28	57	20	12
Joe Biden	24	7	33	27
Elizabeth Warren	11	7	15	11
Michael Bloomberg	8	1	4	20
Pete Buttigieg	5	3	6	6
Tulsi Gabbard	3	7	1	2
Andrew Yang	3	8	0	0
Amy Klobuchar	2	1	1	3
Other	5	4	8	5
Don't know	12	7	13	16



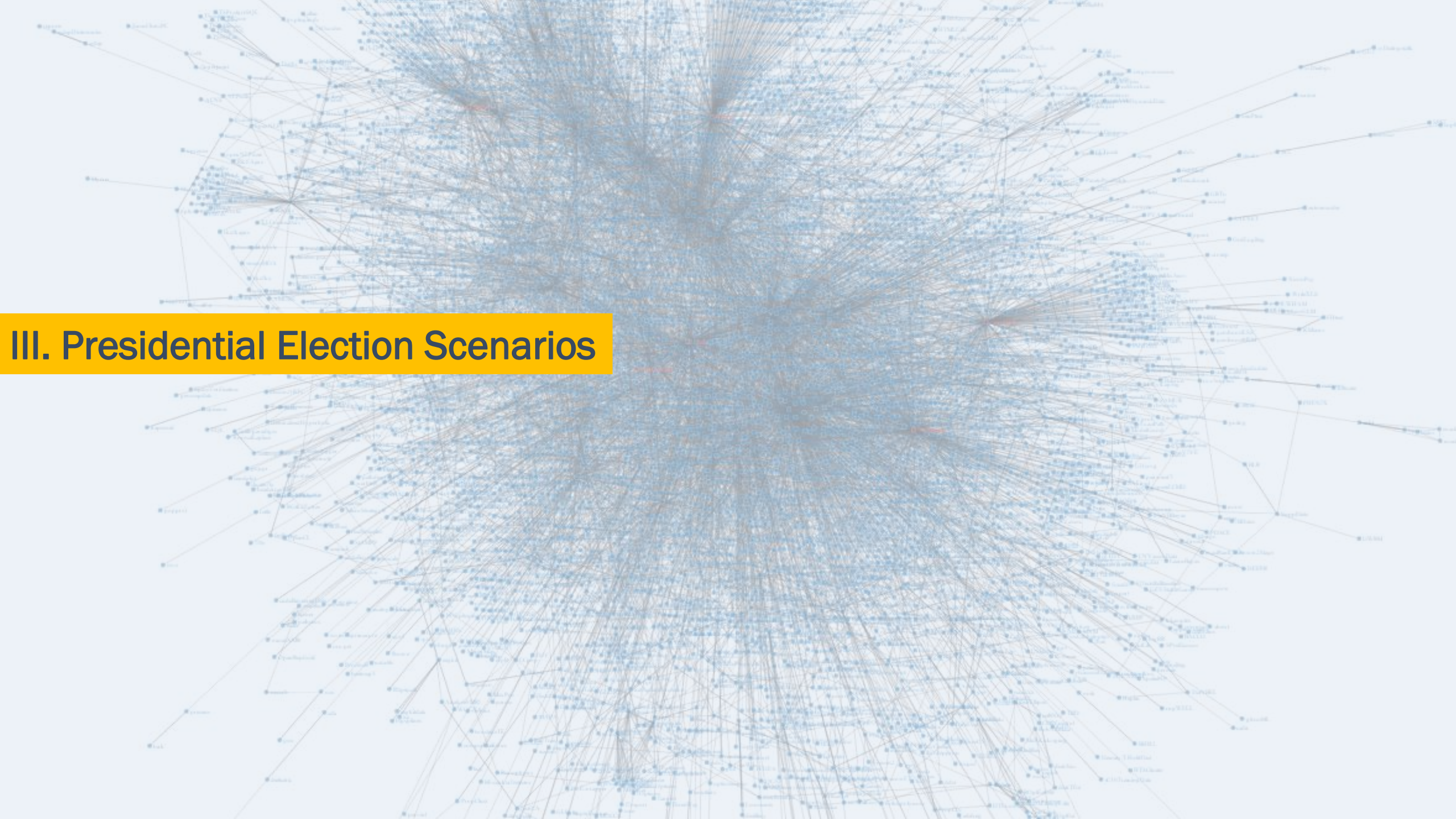
Which of these following Democratic primary candidates will you vote for? – RACE

Asked solely of respondents declaring that they intend to vote in the state Democratic primary or caucus

	<i>Race</i>			
	<i>Overall</i>	<i>White</i>	<i>Hispanic</i>	<i>Black</i>
Bernie Sanders	28	27	40	9
Joe Biden	24	23	12	30
Elizabeth Warren	11	13	3	4
Michael Bloomberg	8	7	3	11
Pete Buttigieg	5	5	4	2
Tulsi Gabbard	3	4	0	0
Andrew Yang	3	2	0	0
Amy Klobuchar	2	2	1	1
Other	5	4	7	6
Don't know	12	13	6	14



III. Presidential Election Scenarios

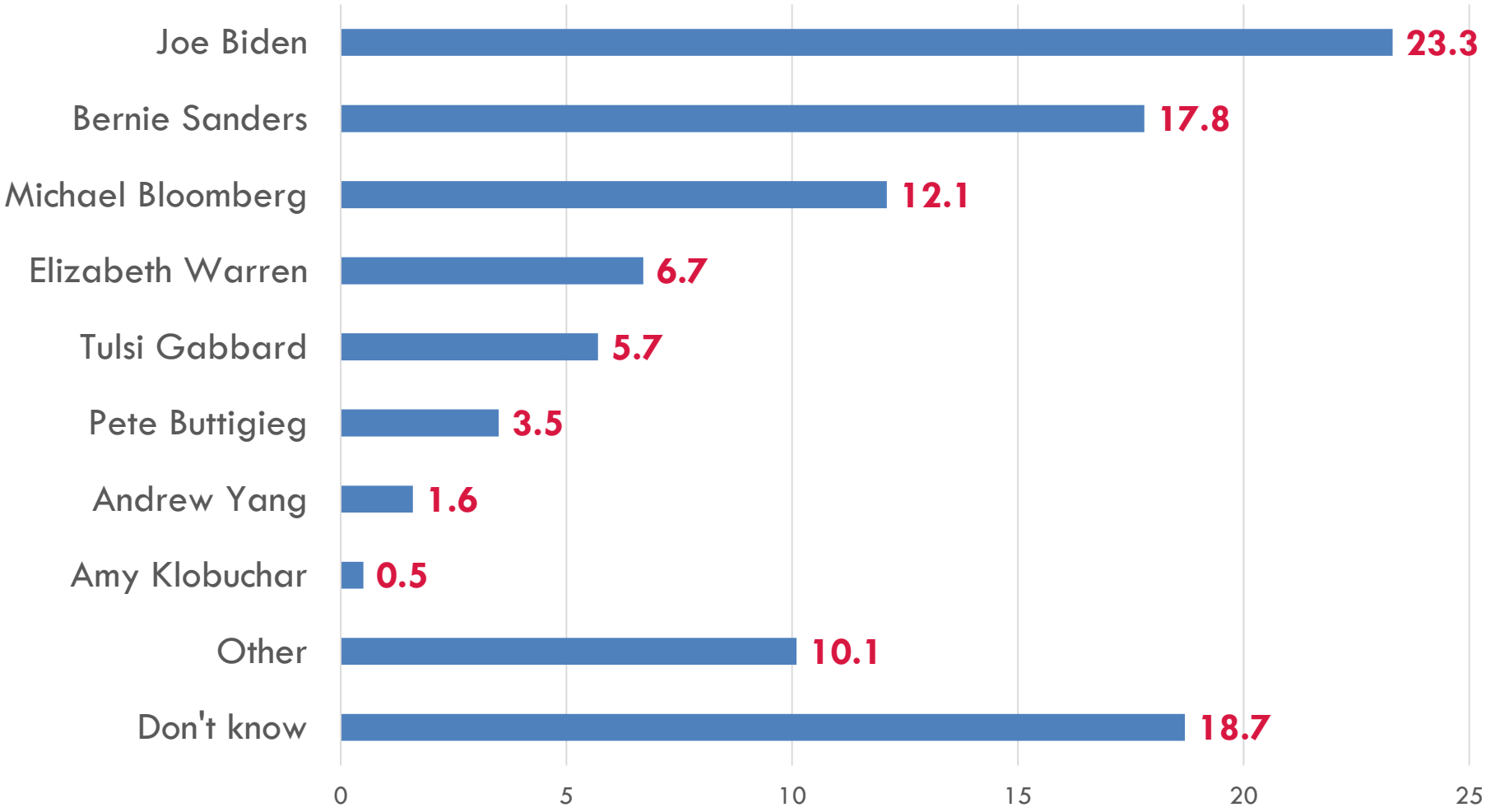


Among the primary contenders for the Democratic nomination, who do you think has the best chance of beating Donald Trump?

	<i>Feb-20</i>
Joe Biden	23.3
Bernie Sanders	17.8
Michael Bloomberg	12.1
Elizabeth Warren	6.7
Tulsi Gabbard	5.7
Pete Buttigieg	3.5
Andrew Yang	1.6
Amy Klobuchar	0.5
Other	10.1
Don't know	18.7

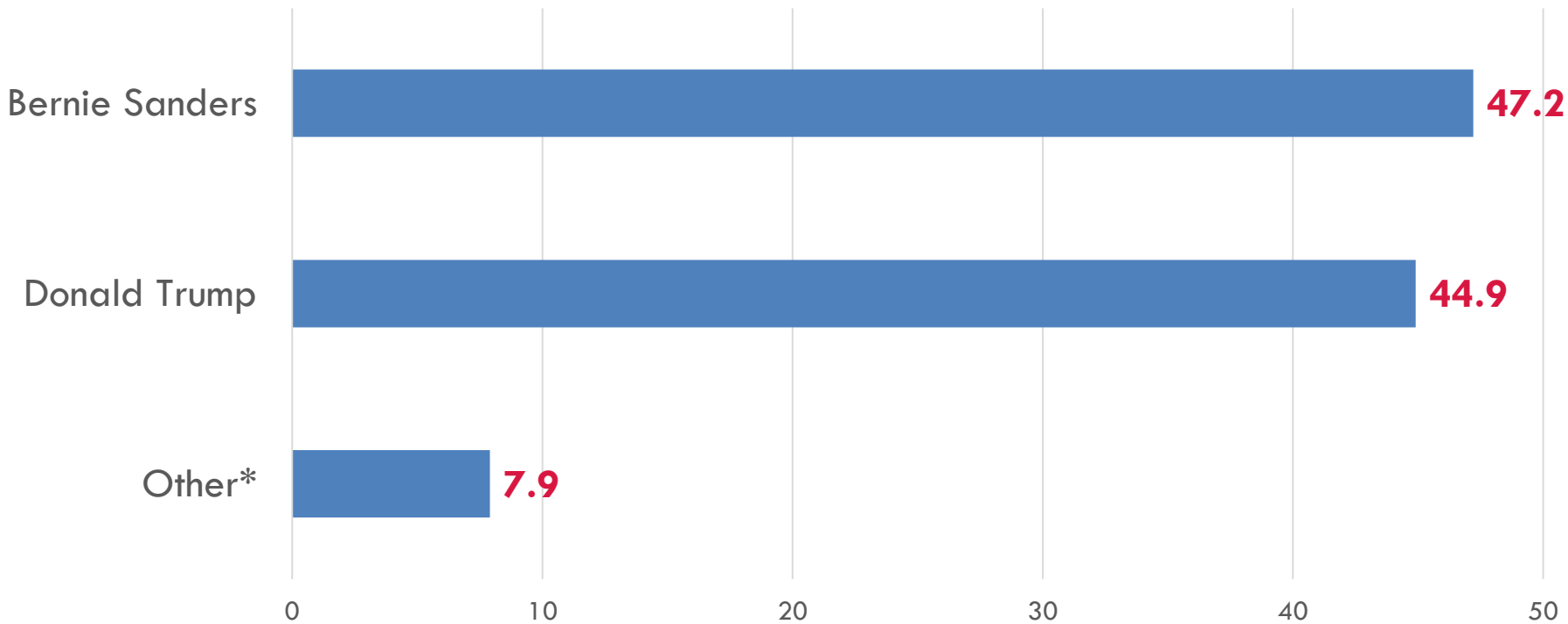


Among the primary contenders for the Democratic nomination, who do you think has the best chance of beating Donald Trump?



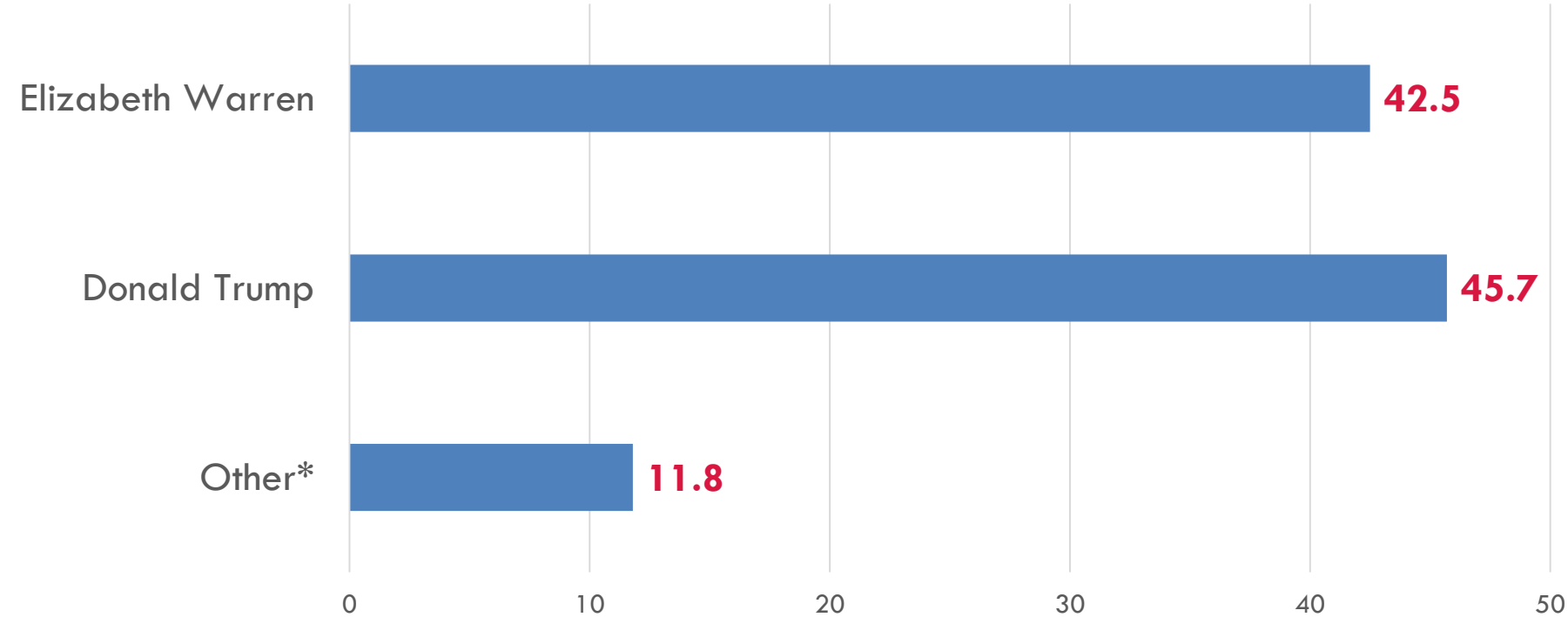
If the Democratic candidate was Bernie Sanders, whom would you vote for in the US presidential elections?

	<i>Feb-20</i>
Bernie Sanders	47.2
Donald Trump	44.9
Other*	7.9



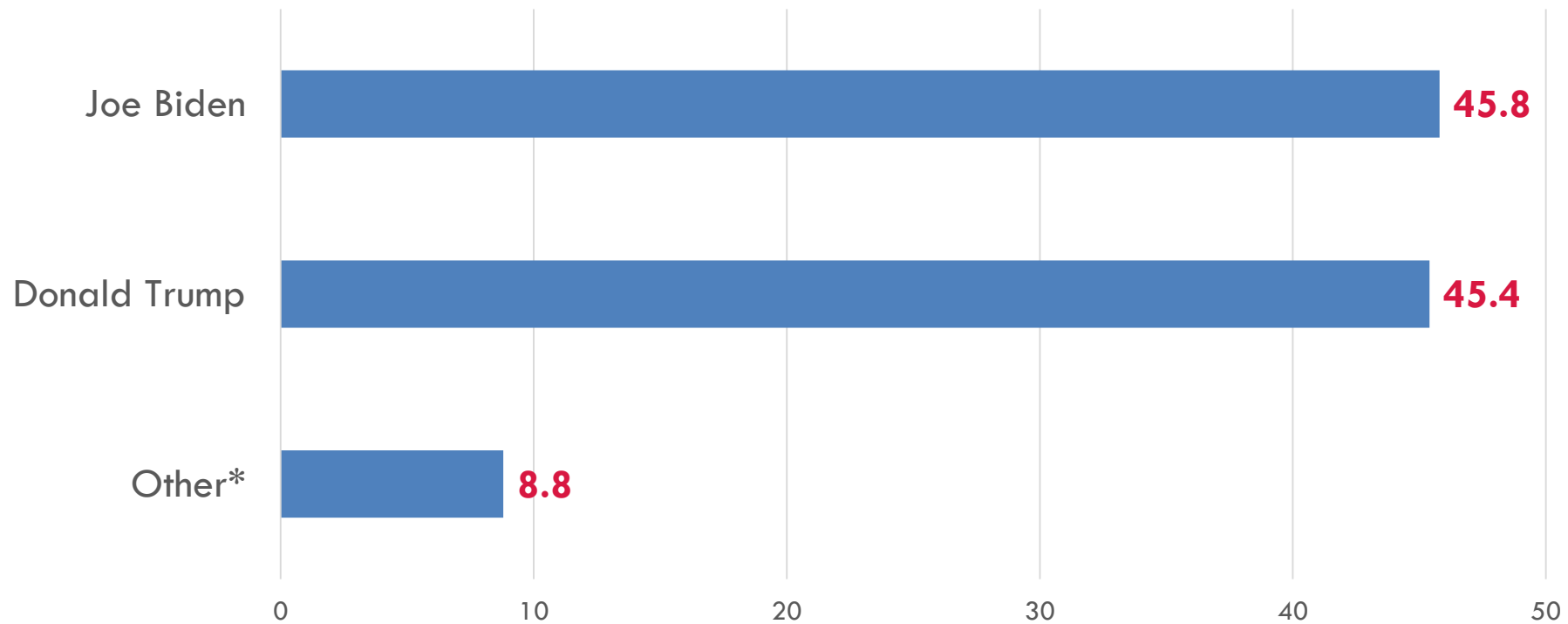
If the Democratic candidate was Elizabeth Warren, whom would you vote for in the US presidential elections?

	<i>Feb-20</i>
Elizabeth Warren	42.5
Donald Trump	45.7
Other*	11.8



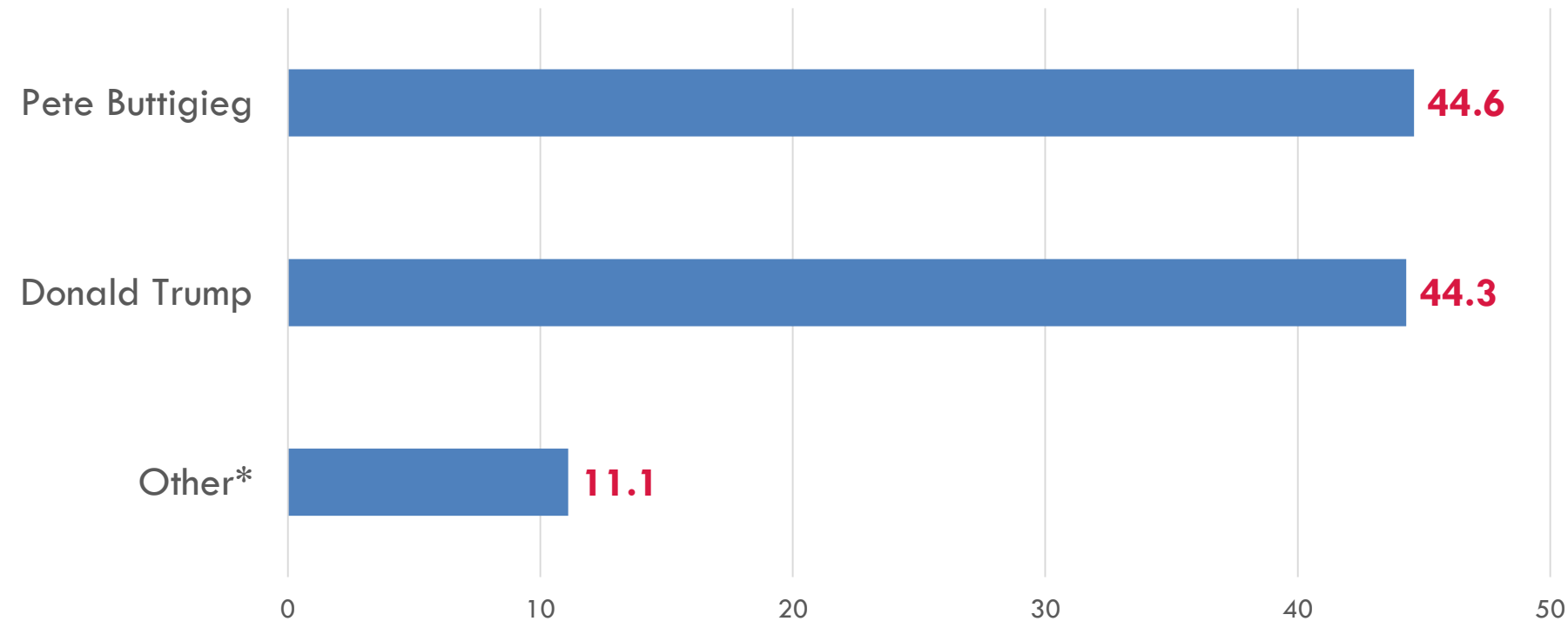
If the Democratic candidate was Joe Biden, whom would you vote for in the US presidential elections?

	<i>Feb-20</i>
Joe Biden	45.8
Donald Trump	45.4
Other*	8.8



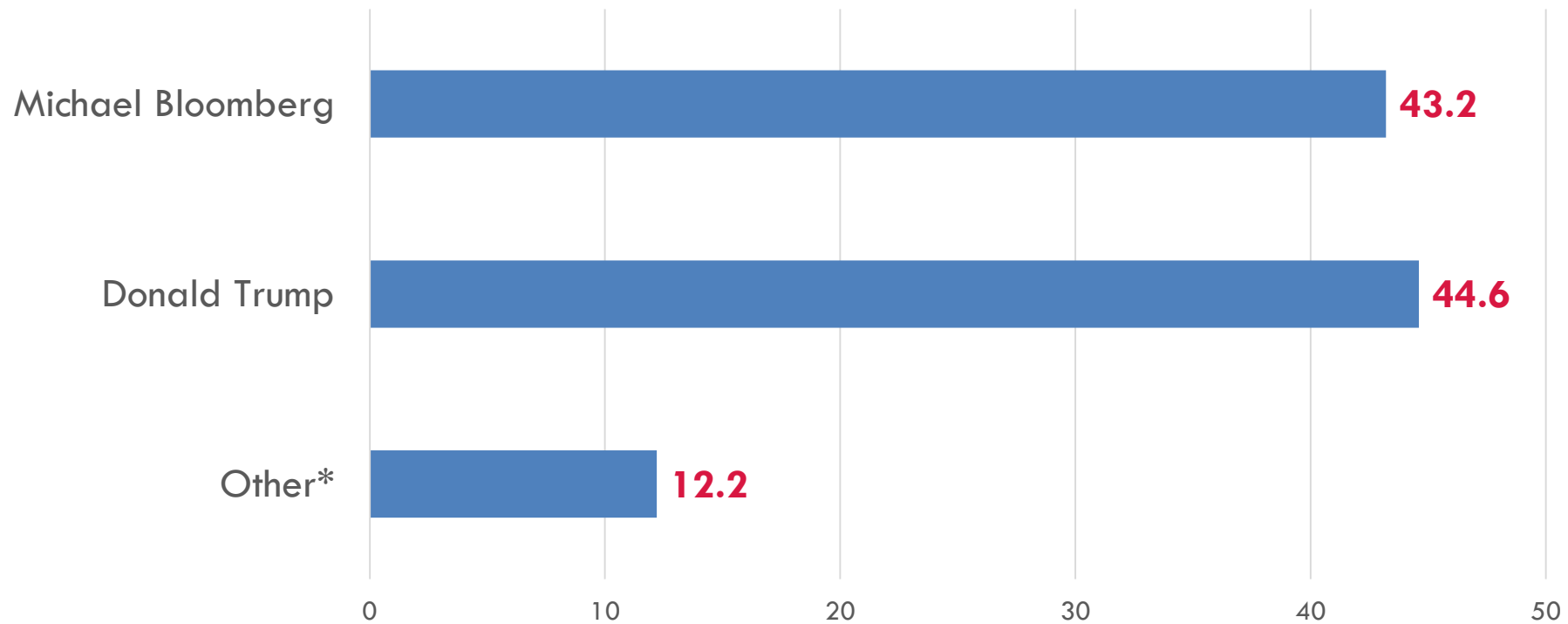
If the Democratic candidate was Pete Buttigieg, whom would you vote for in the US presidential elections?

	<i>Feb-20</i>
Pete Buttigieg	44.6
Donald Trump	44.3
Other*	11.1



If the Democratic candidate was Michael Bloomberg, whom would you vote for in the US presidential elections?

	<i>Feb-20</i>
Michael Bloomberg	43.2
Donald Trump	44.6
Other*	12.2



Media Inquiries: info@atlasintel.org
+1-617-852-9993

