



US National Poll: Presidential Approval | Presidential Election | COVID-19

Aug 24 – Aug 30 2020



Methodology & Sample Profile

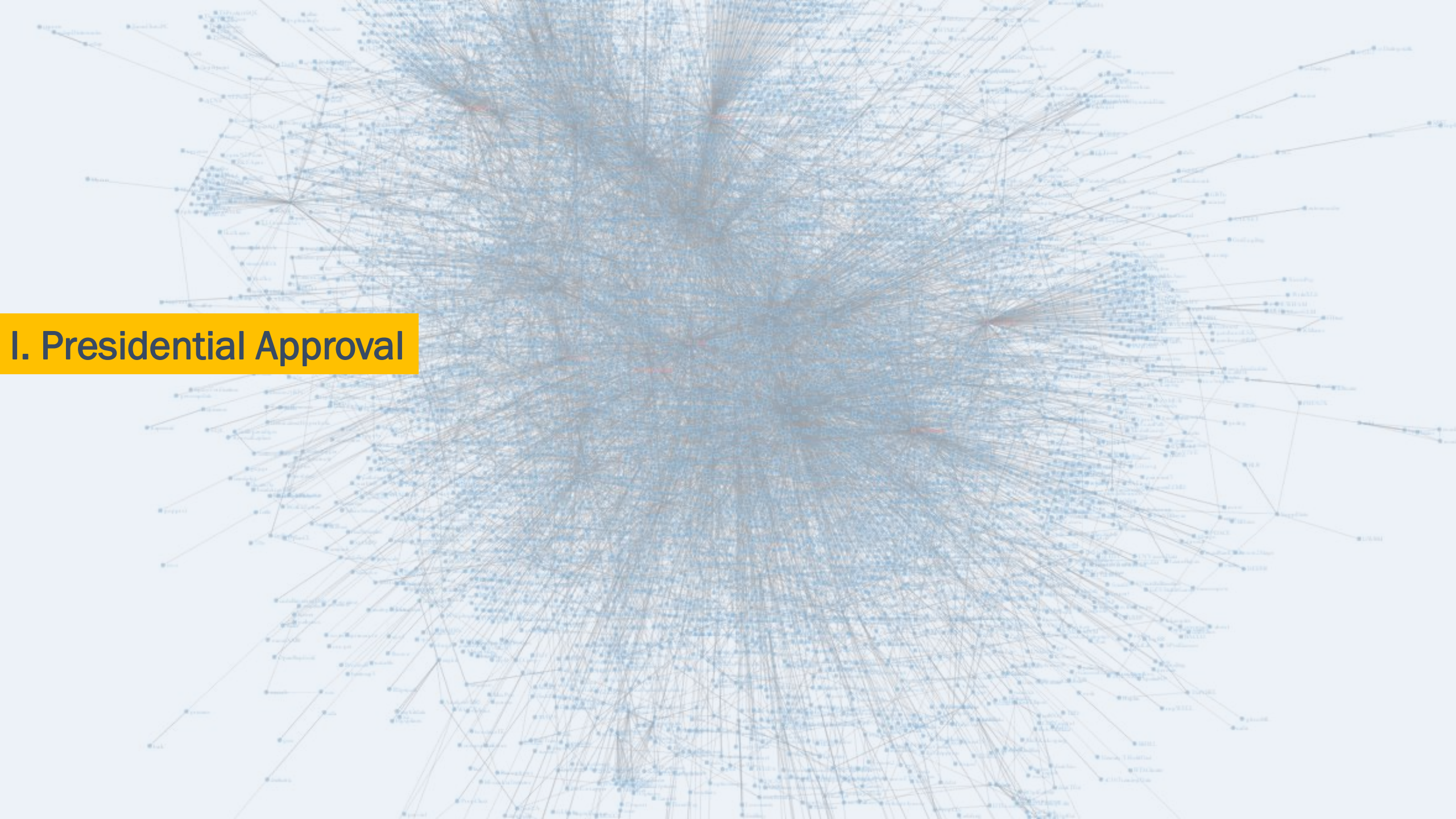
This study was conducted by AtlasIntel, an independent research & data intelligence firm.

4210 random interviews of US adults were conducted online between August 24 and August 30 2020. The sample was post-stratified with propensity scores to match the profile of registered voters on the following variables: gender, region, age group, education, family income, and race. Results are reported for likely voters. The margin of error for likely voters is +/-2% at the 95% confidence level. Some percentages do not add up to 100% due to rounding.

More information about AtlasIntel can be obtained by visiting www.atlasintel.org.

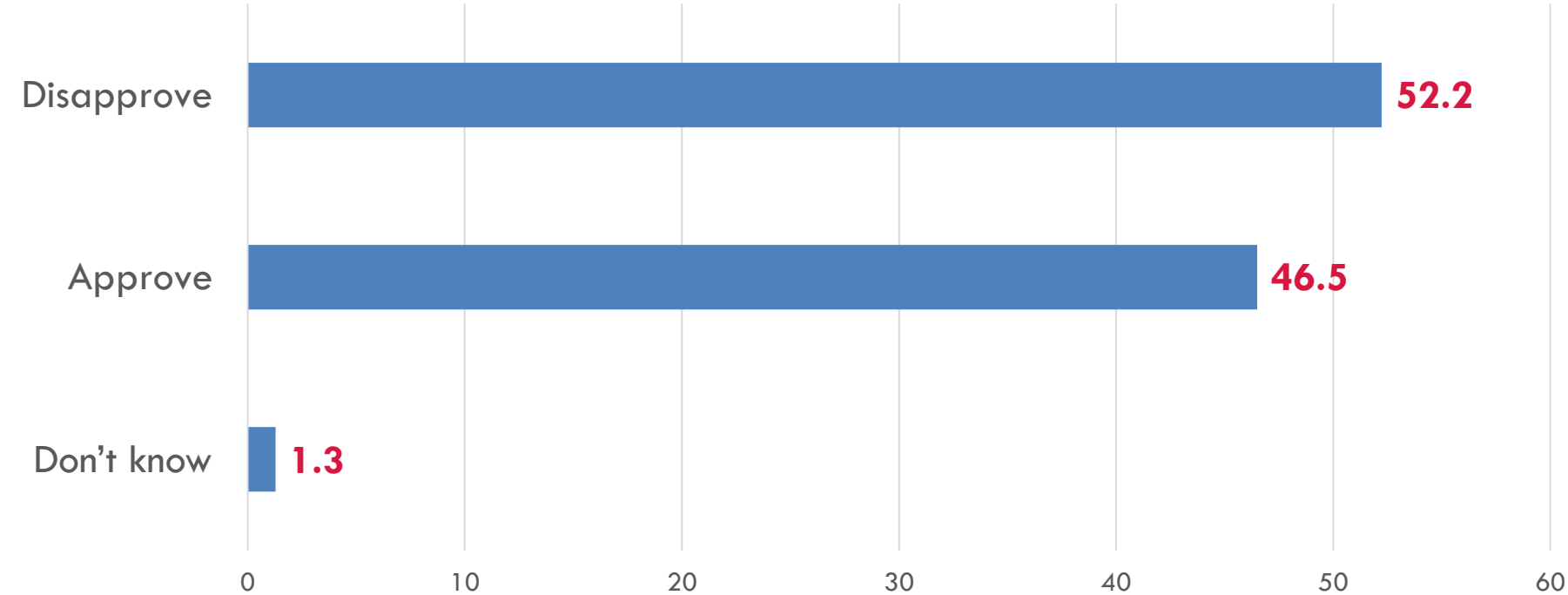
Gender		Partisanship	
Female	51.5%	Democrats	33.9%
Male	48.5%	Republicans	32.1%
		Independents	34.0%
Age Group		Household income	
18 – 29	14.0%	Below 50k	38.1%
30 – 44	28.0%	50k – 100k	32.5%
45 – 64	39.1%	Above 100k	29.5%
65+	18.9%		
Race		Education	
White	73.3%	College degree or higher	34.6%
Black	12.4%	All other	65.4%
Hispanic	9.7%		
Asian	3.1%		
Other	1.5%		

I. Presidential Approval



Do you approve or disapprove of the job Donald Trump is doing as president?

	<i>Feb-20</i>	<i>Aug-20</i>
Approve	44.7	46.5
Disapprove	53.9	52.2
Don't know	1.4	1.3



Do you approve or disapprove of the job Donald Trump is doing as president?

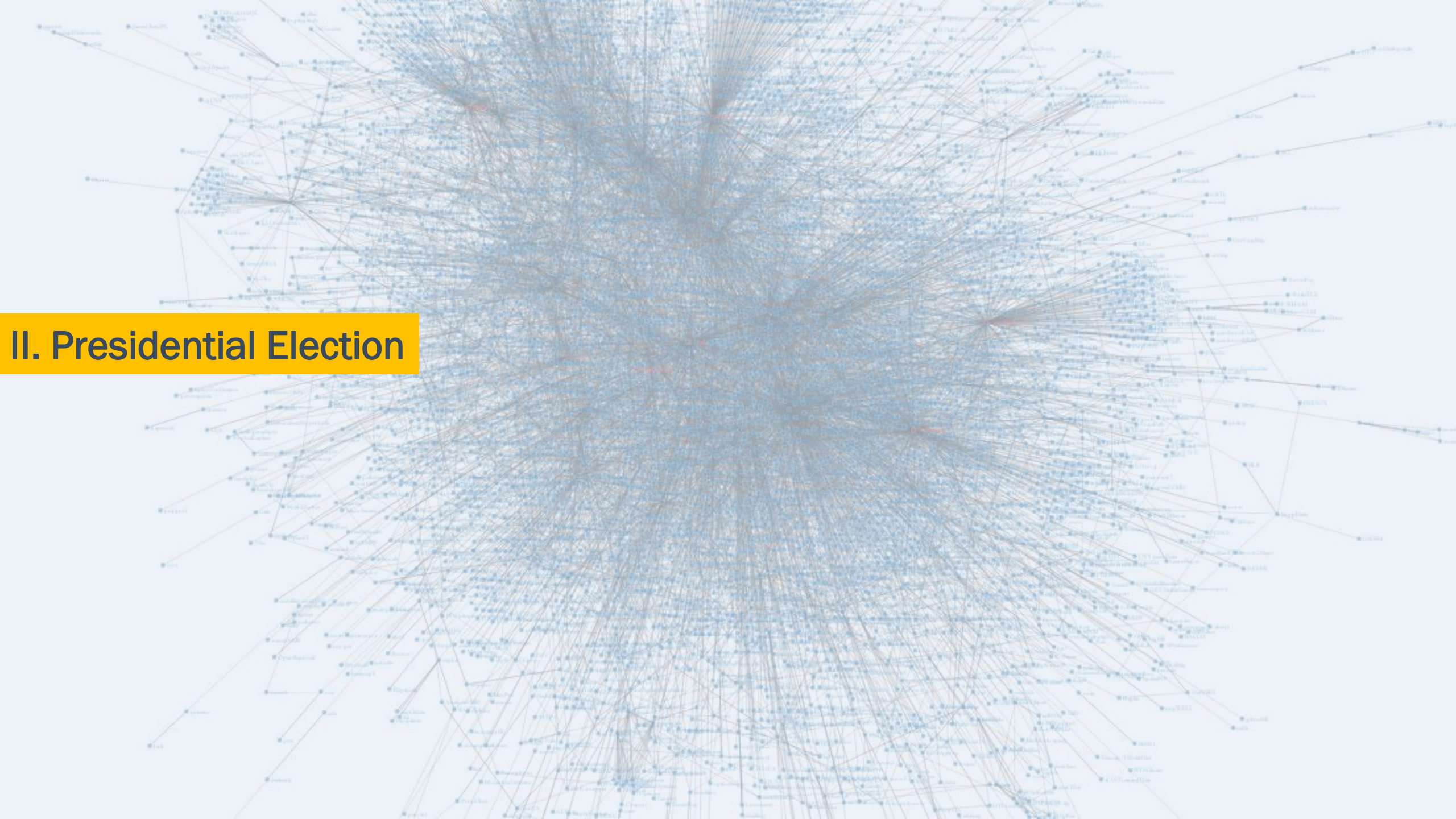
[Crosstabs]

	Partisanship			Gender		Income		
	Democrat	Republican	Independent	Women	Men	Below \$50k	\$50k - \$100k	Above \$100k
Disapprove	94	5	55	58	46	61	47	47
Approve	5	94	43	40	53	38	51	53
Don't know	1	1	2	2	1	2	1	1

	Age				Race				
	18 - 29	30 - 44	45 - 64	65+	White	Black	Hispanic	Asian	Other
Disapprove	58	51	49	57	48	69	58	59	42
Approve	38	48	50	42	50	29	41	37	55
Don't know	4	1	1	1	1	2	1	4	3

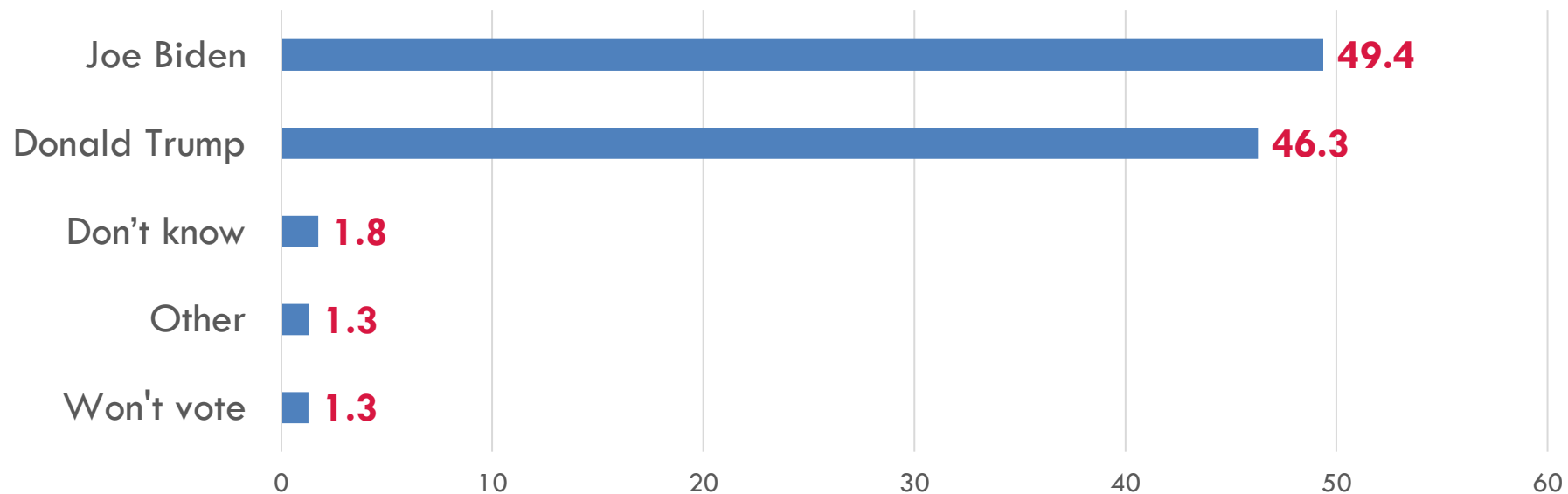


II. Presidential Election



Whom will you vote for in the US presidential election?

	<i>Aug-20</i>
Joe Biden	49
Donald Trump	46
Other	1
Won't vote	1
Don't know	2



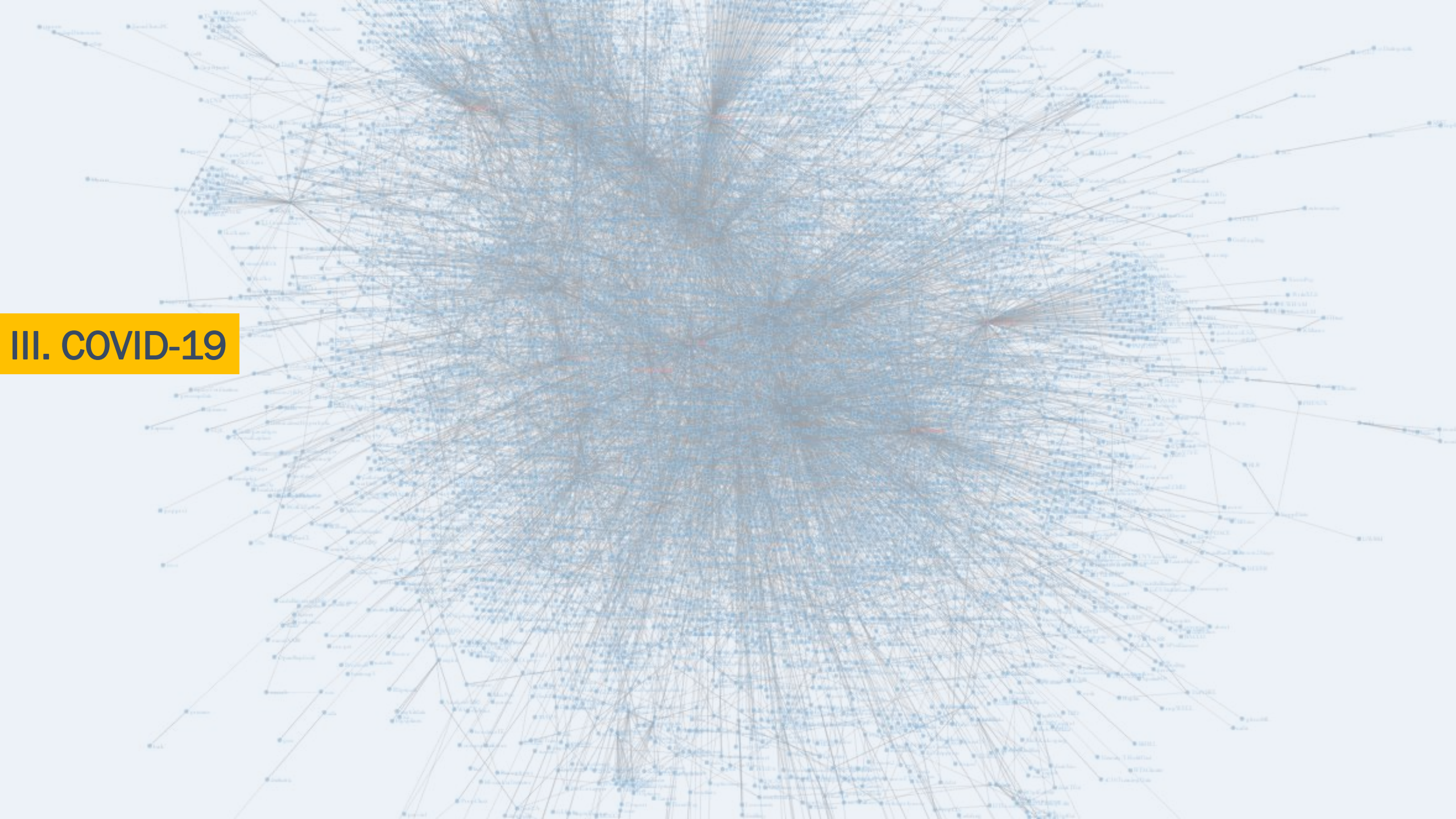
Whom will you vote for in the US presidential election?

[Crosstabs]

	Partisanship			Gender		Income		
	Democrat	Republican	Independent	Women	Men	Below \$50k	\$50k - \$100k	Above \$100k
Joe Biden	93	4	48	55	44	57	45	45
Donald Trump	4	94	43	40	53	37	51	53
Don't know	2	1	3	2	1	2	2	1
Won't vote	1	1	2	1	1	1	2	1
Other	0	0	4	1	1	3	1	0

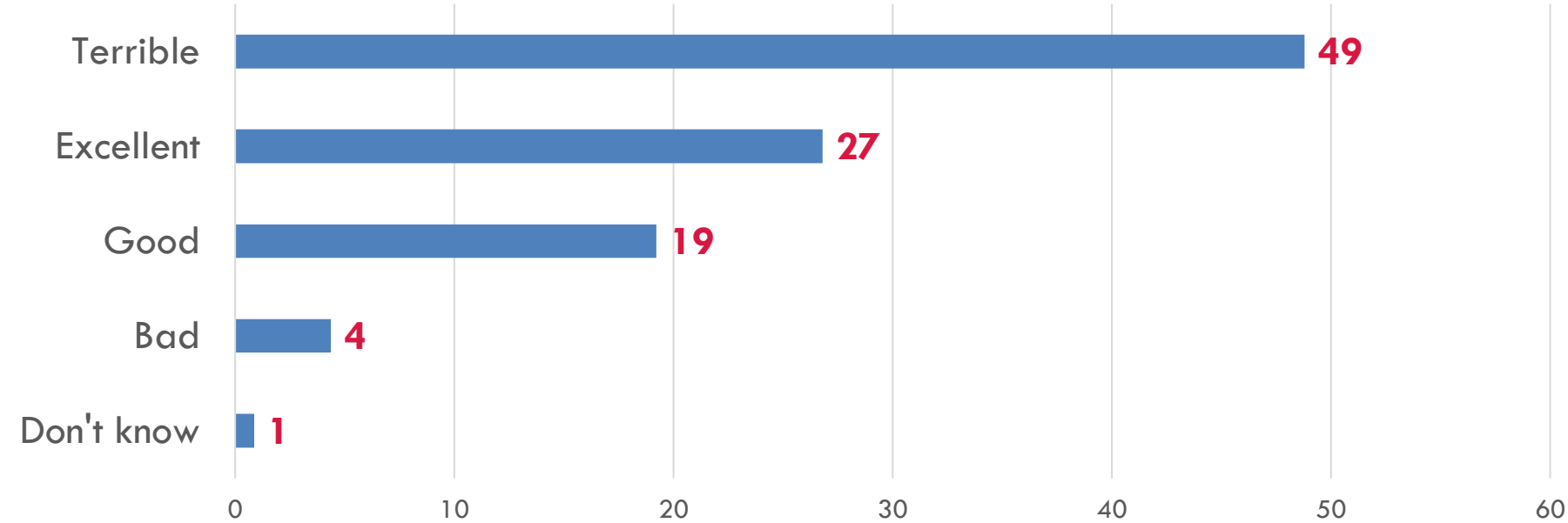
	Age				Race				
	18 - 29	30 - 44	45 - 64	65+	White	Black	Hispanic	Asian	Other
Joe Biden	50	49	47	55	46	66	56	52	37
Donald Trump	37	49	50	43	50	28	41	37	54
Don't know	4	1	2	0	1	4	1	7	5
Won't vote	3	1	1	1	1	1	0	1	2
Other	6	1	0	0	1	1	2	4	1

III. COVID-19



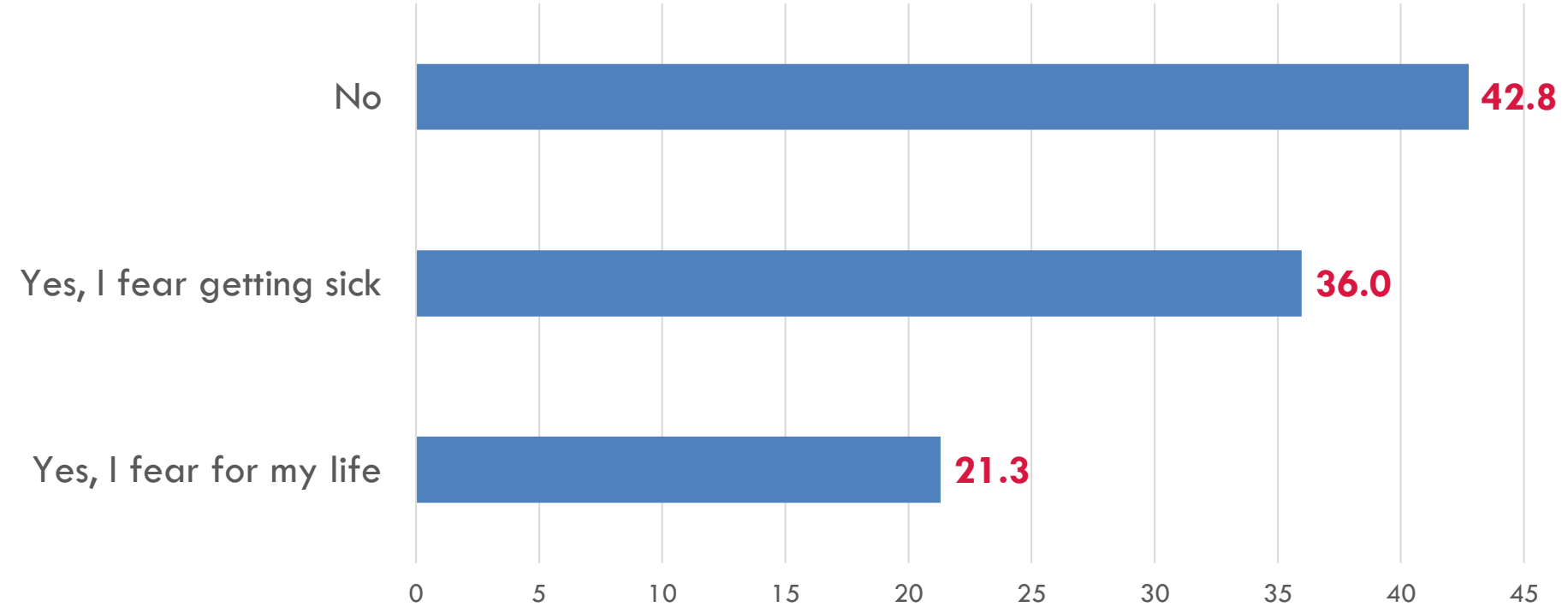
How do you evaluate President Trump's response to the coronavirus pandemic?

	Aug-20
Terrible	49
Bad	4
Good	19
Excellent	27
Don't know	1



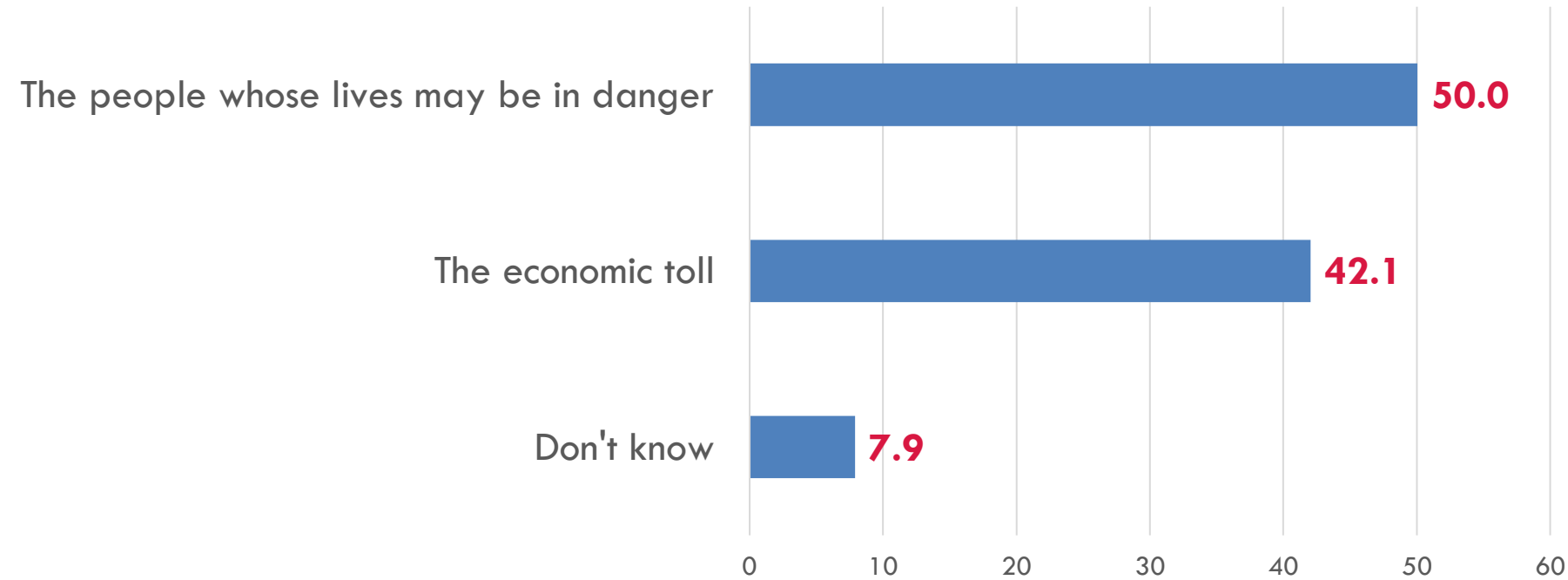
Are you afraid of getting infected with the coronavirus?

	Aug-20
No	42.8
Yes, I fear getting sick	36.0
Yes, I fear for my life	21.3



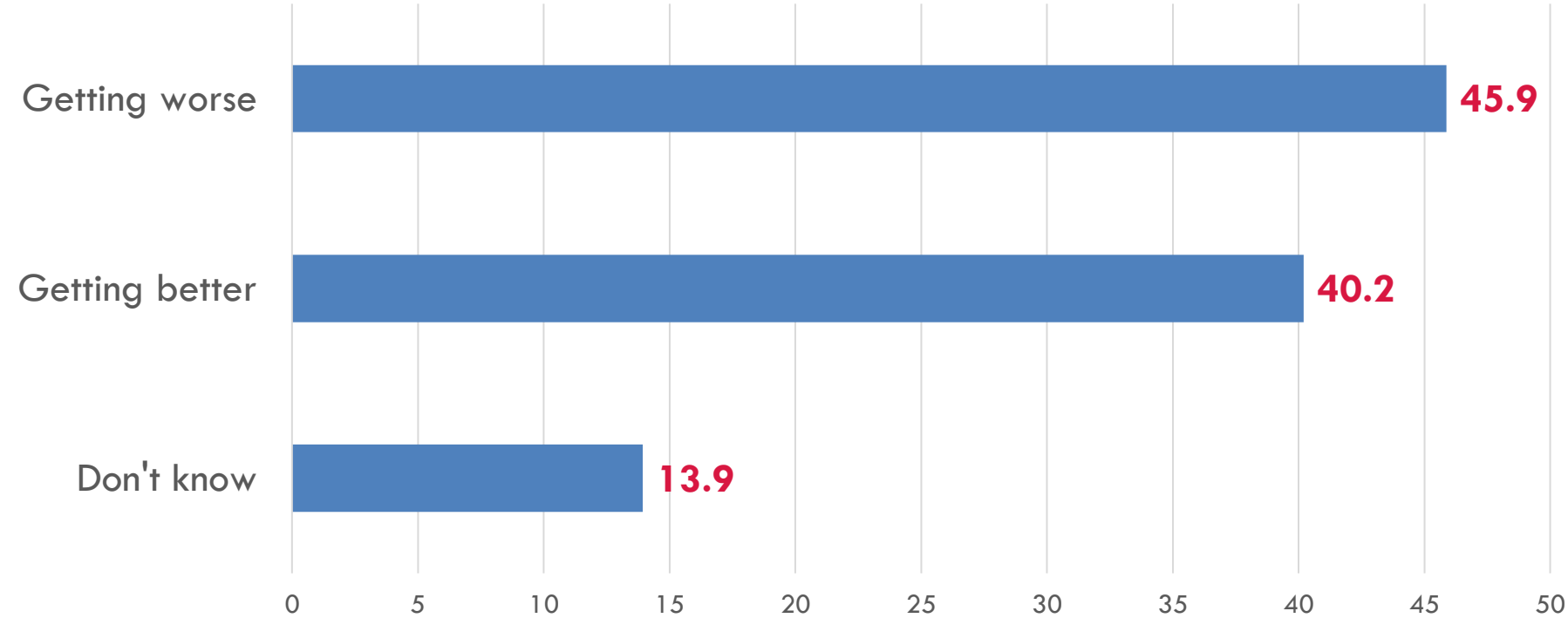
Thinking about the next few weeks, are you more worried about the economic toll of the coronavirus crisis or the people whose lives may be in danger?

	Aug-20
The people whose lives may be in danger	50.0
The economic toll	42.1
Don't know	7.9



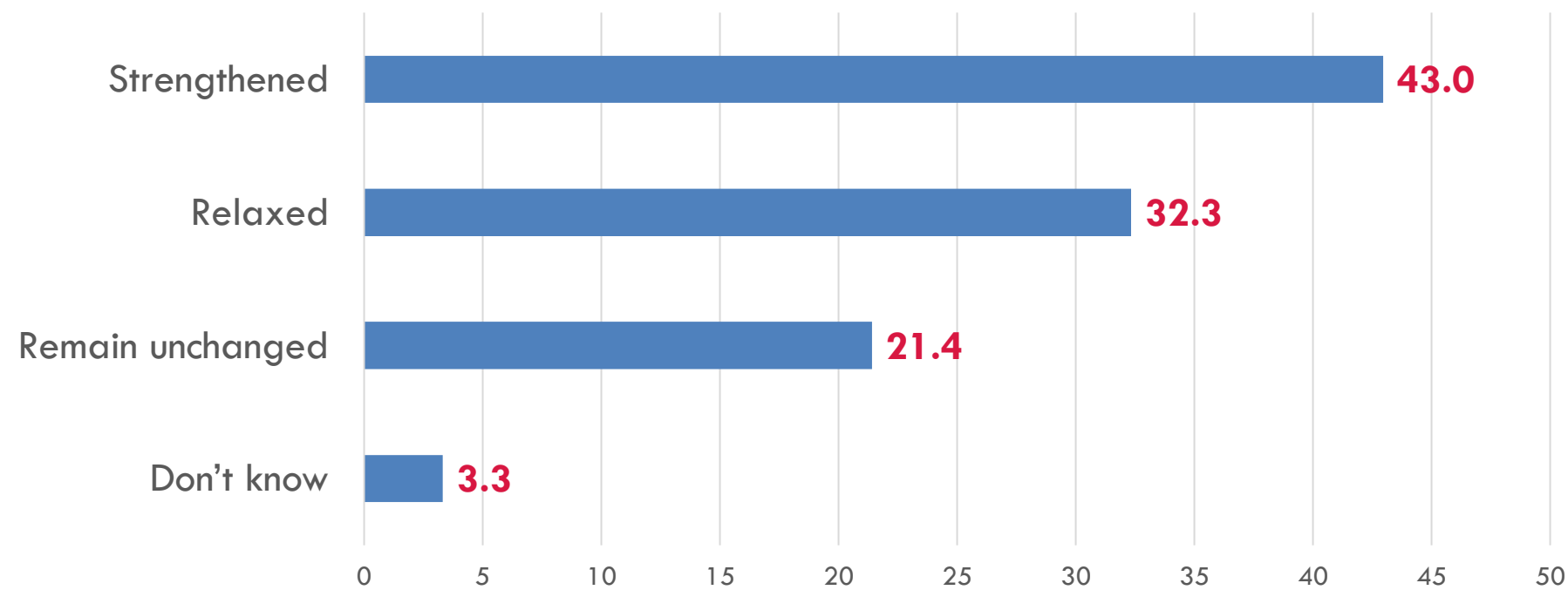
Right now, do you think that the national public health crisis generated by the coronavirus is getting better or getting worse?

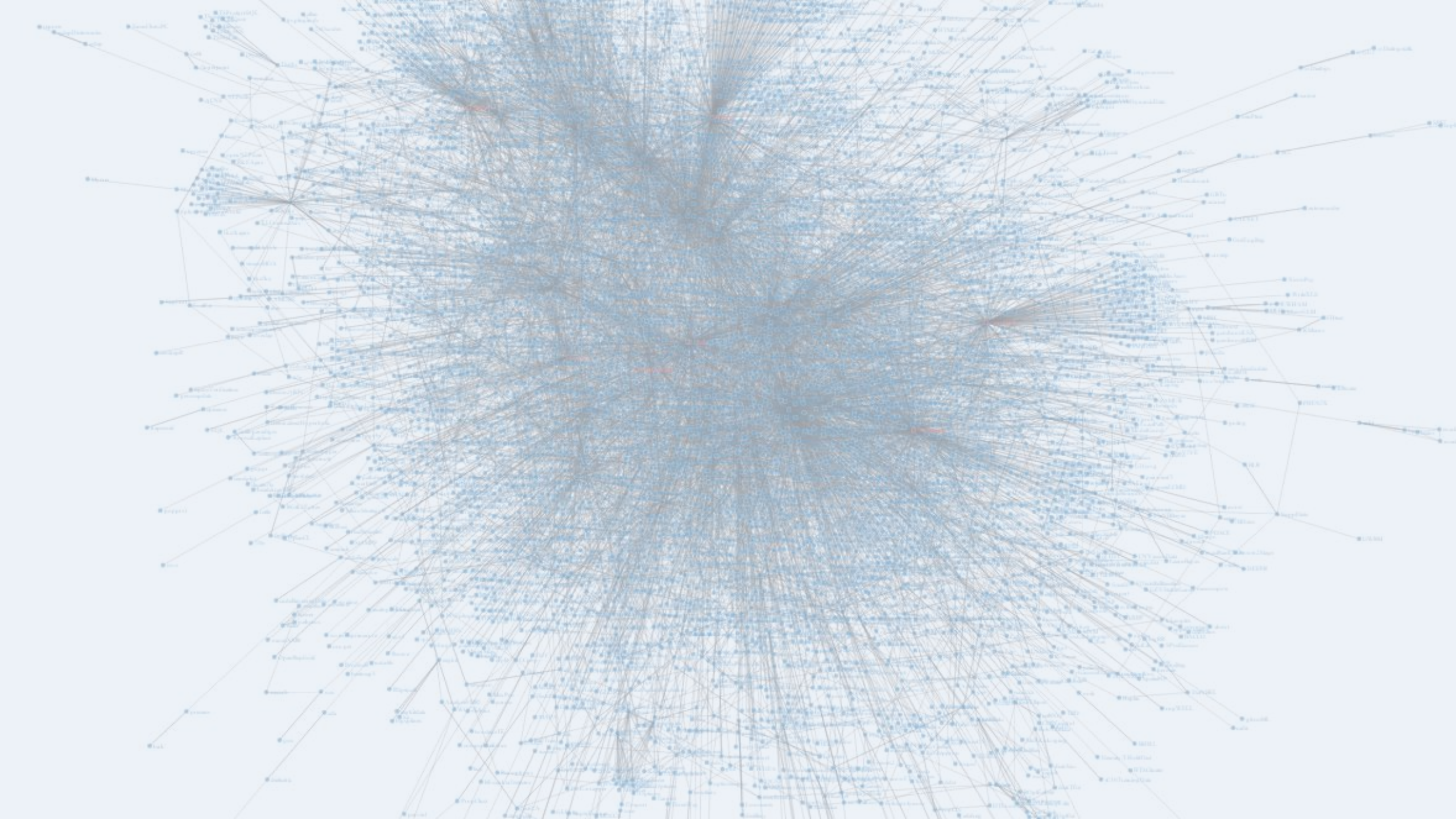
	Aug-20
Getting worse	45.9
Getting better	40.2
Don't know	13.9



Right now, do you think that the social distancing measures imposed by authorities should be strengthened, relaxed, or remain unchanged?

	Aug-20
Strengthened	43.0
Relaxed	32.3
Remain unchanged	21.4
Don't know	3.3





In 2020, AtlasIntel polls for the US democratic primaries had the smallest mean error across all pollsters. AtlasIntel conducted the most accurate polls in New Hampshire, California, and Florida.

pollster	mean error
IRKM Research and Communications Inc.	0.06354
University of Massachusetts Lowell	0.06194
Monmouth University	0.05217
YouGov	0.05006
Marist College	0.04994
University of New Hampshire	0.04254
American Research Group	0.04207
Change Research	0.04170
Park Street Strategies	0.03640
Emerson College	0.03567
Suffolk University	0.03454
Civiqs	0.03360
David Binder Research	0.03040
Data for Progress	0.02943
Elucd	0.02710
AtlasIntel	0.02594

Performance up to February 12 2020

Source: G. Elliott Morris, The Economist

<https://twitter.com/gelliottmorris/status/1227454160813088769>

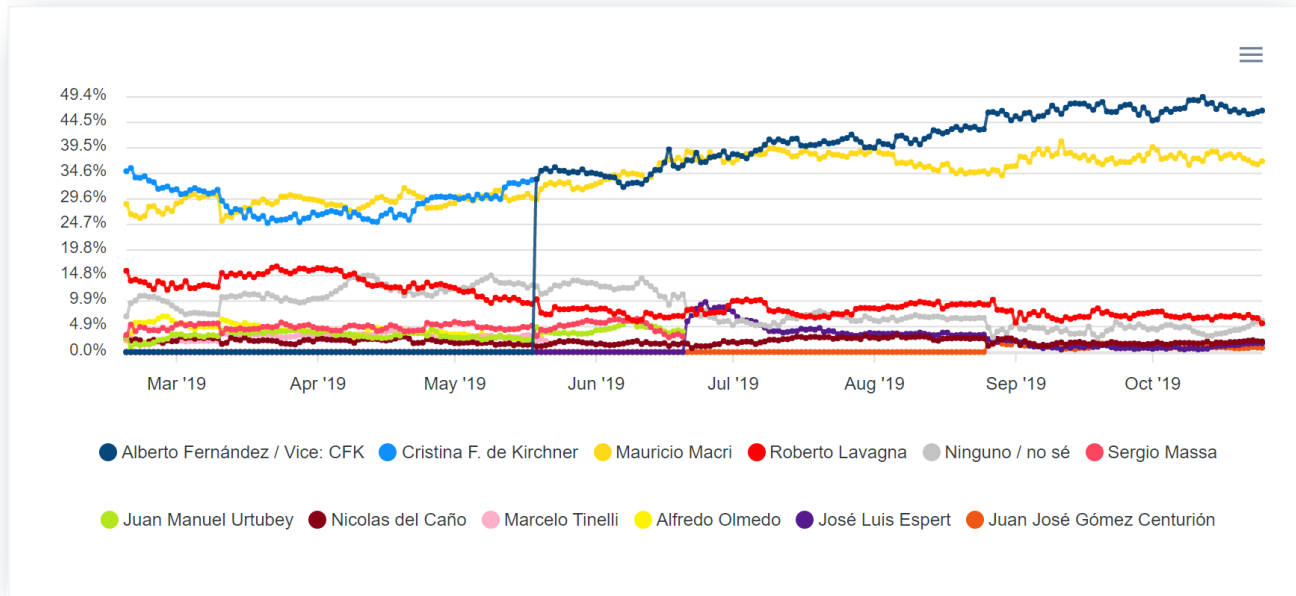
QUALIFYING POLLSTERS			
Rank	Pollster	RMSE	# of Polls
1	ATLASINTEL	4.74	7
2	DATA FOR PROGRESS	5.92	23
3	EMERSON COLLEGE	5.50	7
4	MONMOUTH UNIVERSITY	6.27	6
5	CHANGE RESEARCH	6.92	6
6	YOUGOV	6.98	7
7	SWAYABLE	8.04	19
8	UNIVERSITY OF MASSACHUSETTS LOWELL	11.06	7

Performance up to March 15 2020

Source: Jack Kersting, JHK Forecasts

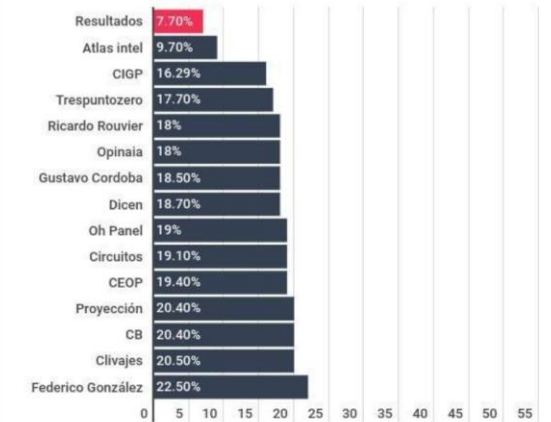
https://projects.jhkforecasts.com/democratic_primary/analysis/

AtlasIntel had the best performance in anticipating the results of the 2019 Presidential Elections in Argentina. We conducted the only poll that predicted the results of all candidates within the margin of error.



Diferencia entre las encuestas y los resultados en las elecciones 2019

Diferencia



Fuente: relevamiento de Chequeado en base a 14 encuestas publicadas en diarios nacionales.



Ranking of polls in the 2019 Presidential Elections in Argentina

		1		2		3		4		5		6		7		8		9		10		11		12		13		14		15	
		Atlas Intel		CIGP		UDES		TresPunto Zero		Ricardo Rouvier		Dicen		Oh Panel!		CELAG		Gustavo Cordoba		Clivajes		Proyección		Opinaia		Federico Gonzales		Circuitos		CB Consulto	
	Result	Result	Diff.	Result	Diff.	Result	Diff.	Result	Diff.	Result	Diff.	Result	Diff.	Result	Diff.	Result	Diff.	Result	Diff.	Result	Diff.	Result	Diff.	Result	Diff.	Result	Diff.	Result	Diff.	Result	Diff.
Alberto Fernández	48.1	49.5	1.4	51.4	3.3	51	2.9	52.5	4.4	52.3	4.2	51.9	3.8	52	3.9	52.8	4.7	52.2	4.1	53.7	5.6	54.56	6.5	55.3	7.2	54.0	5.9	53.7	5.6	58.0	9.9
Mauricio Macri	40.4	39.6	0.8	35.1	5.3	34	6.4	34.8	5.6	34.3	6.1	33.2	7.2	33	7.4	33.4	6.9	32.7	7.7	33.2	7.2	33.87	6.5	34.0	6.3	31.5	8.5	30.4	10.0	34.4	5.9
																							0.0								
Roberto Lavagna	6.2	6.7	0.5	7.5	1.3	8	1.8	6.6	0.4	7.6	1.4	10.1	3.9	10	3.8	7.6	1.5	9.8	3.6	8.2	2.0	6.998	0.8	6.4	0.2	8.2	2.0	9.8	3.6	4.5	1.7
Nicolas del Caño	2.2	2.0	0.2	2.2	0.0	3	0.8	2.7	0.5	2.9	0.7	2.2	0.0	2	0.2	2.5	0.3	2.5	0.3	2.8	0.6	2.13	0.0	2.1	0.0	2.3	0.1	3.4	1.2	1.4	0.7
Juan José G. Centurión	1.7	1.0	0.7	2.2	0.5	2	0.3	2.1	0.4	1.6	0.1	1.4	0.3	2	0.3	2.5	0.8	1.6	0.1	1.2	0.5	1.318	0.4	1.1	0.6	2.1	0.4	1.5	0.2	1.0	0.7
José Luis Espert	1.5	1.2	0.3	1.7	0.2	2	0.5	1.3	0.2	1.4	0.1	1.3	0.2	1	0.5	1.1	0.4	1.2	0.3	0.9	0.6	1.116	0.4	1.1	0.4	1.9	0.4	1.2	0.3	0.7	0.8
AF / MM Difference	7.7	9.9	16.3	17.0	17.7	18.0	18.7	19.0	19.4	19.5	20.5	20.7	21.3	22.5	23.3	23.5															
		2.2	8.6	9.3	10.0	10.3	11.0	11.3	11.7	11.8	12.8	13.0	13.6	14.1	15.1	15.4															



#EleccionesArgentina

Las encuestas y las elecciones 2019: sólo una consultora brasileña se acercó en el resultado

Translate Tweet



Atlas Tracking PRO

Nationally-representative daily poll with more than 30 questions on the political and economic scenario. The polling is conducted online based on a proprietary methodology for random selection and sample post-stratification and validation.

✓ Currently available for:

North America

- United States
- Mexico

US Swing States

- Arizona
- Florida
- Georgia
- Ohio
- Michigan
- North Carolina
- Pennsylvania
- Texas
- Wisconsin

South America

- Argentina
- Brazil
- Chile
- Colombia
- Peru

Europe

- France
- Germany
- Netherlands
- Italy
- Spain
- UK



Atlas Tracking PRO is accessible in real time through a secure URL

2020



National



Vote intention

Strongest candidate

Which of these following Democratic primary candidates will you vote for?

Joe Biden

64.2%

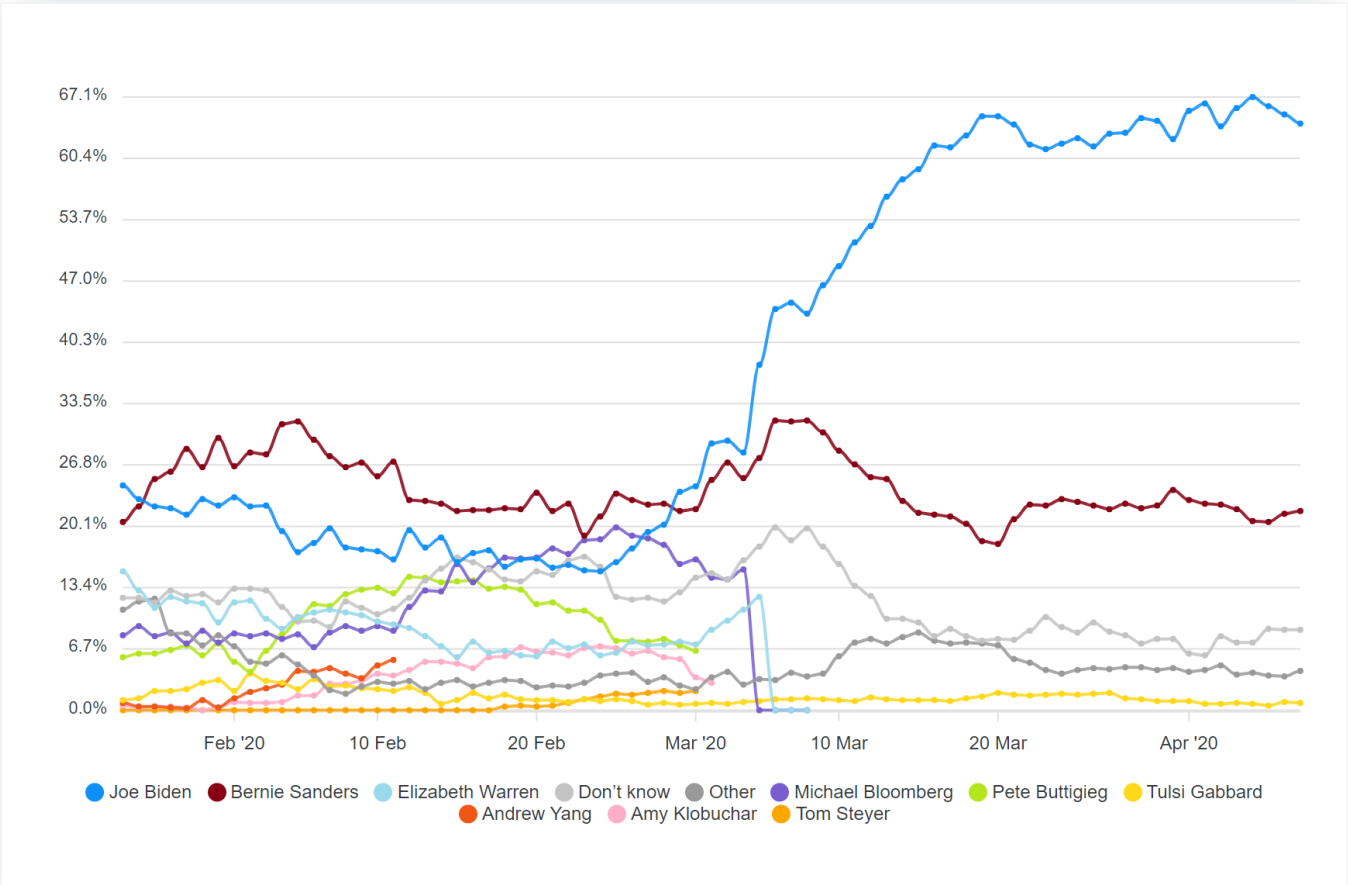
Bernie Sanders

21.8%

Don't know

8.8%

Last update 08/04/2020 09:00 EDT

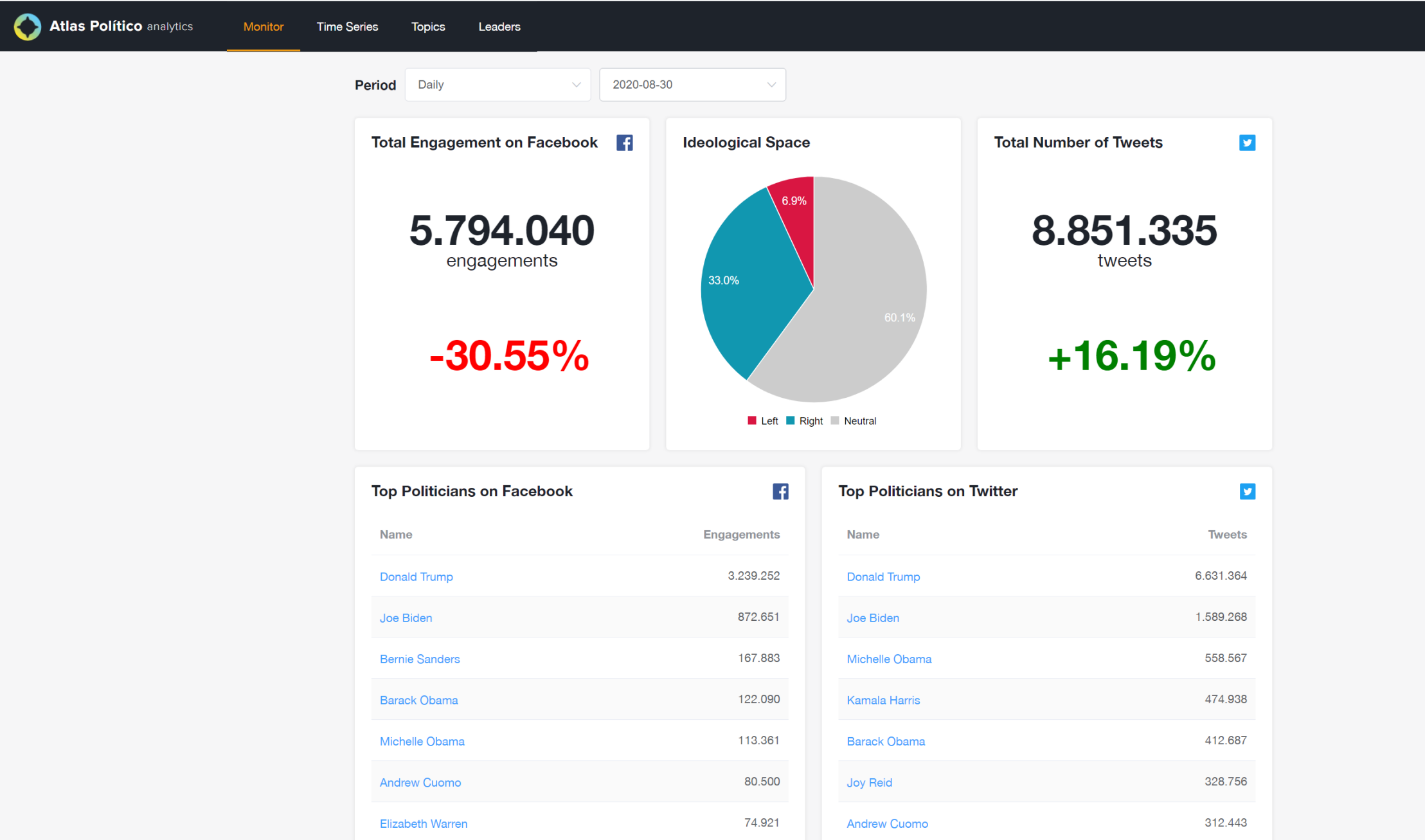


Atlas Monitor

Atlas Monitor tracks political engagement in social media in real time. We deploy big data tools to transform huge quantities of information into intuitive and useful indicators that reveal the impact of network sentiment on political developments and electoral dynamics. All of our work carefully adheres to the privacy rights of social media users, to platform policies, and to local and international legislation.



Atlas Monitor is accesible in real time through a secure URL



Media & Client Inquiries: info@atlasintel.org

