



Missouri Scout

Powered By:



REMINGTON RESEARCH GROUP

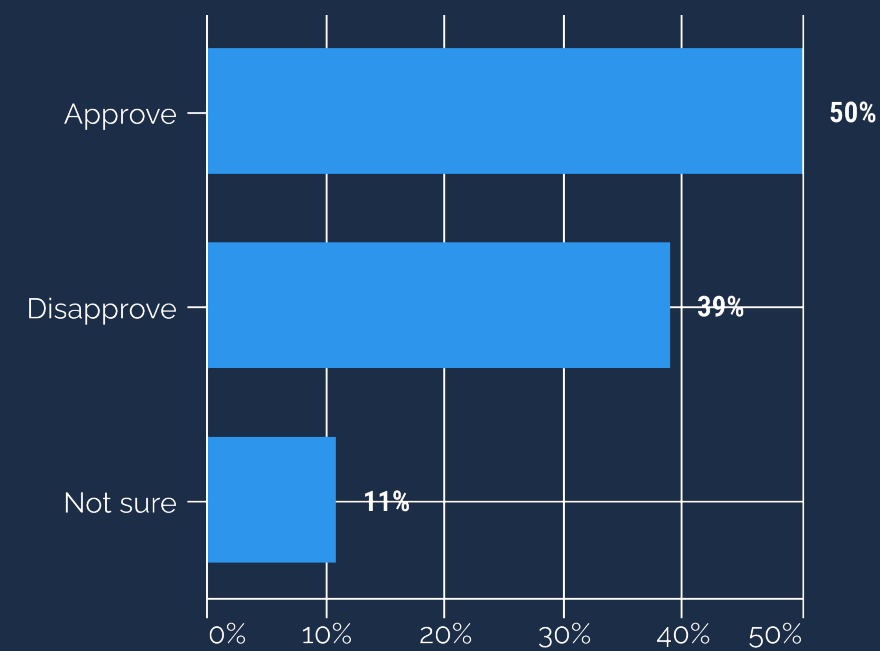
April 2021

Missouri Statewide 2022 Public Opinion Survey

Survey conducted April 7 through April 8, 2021. 936 likely 2022 General Election voters participated in the survey. Survey weighted to match expected turnout demographics for the 2022 General Election. Margin of Error is +/-3% with a 95% level of confidence. Totals do not always equal 100% due to rounding. Survey conducted by Remington Research Group on behalf of Missouri Scout.

Q1: Do you approve or disapprove of Mike Parson's job performance as Governor?

Approve: 50%
Disapprove: 39%
Not sure: 11%



By DMA:

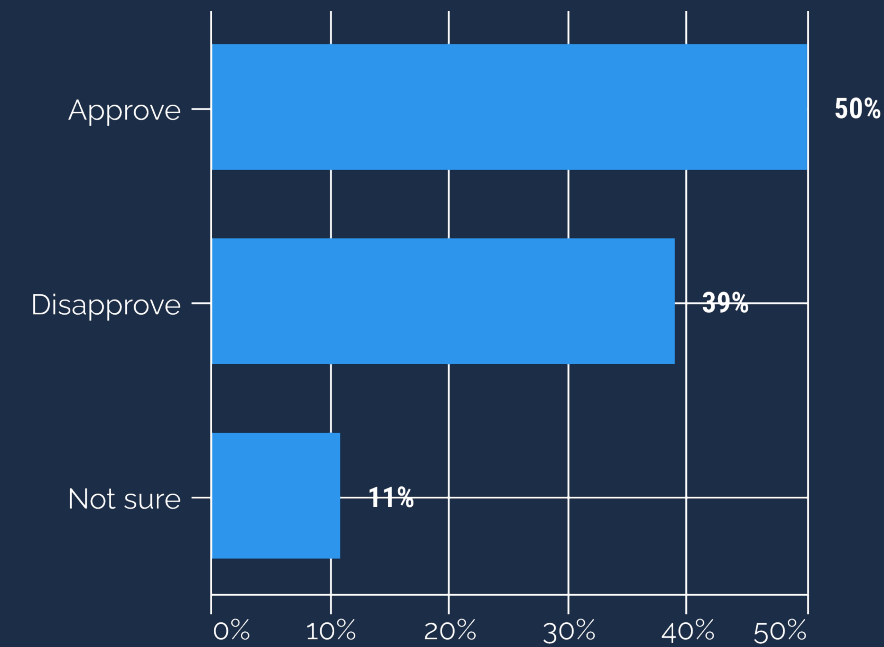
	COLUMBIA	KC	CAPE GIR	SPRINGFIELD	STL
Approve	51%	48%	65%	66%	43%
Disapprove	38%	43%	19%	20%	47%
Not sure	11%	8%	16%	14%	11%

By Party:

	Republican	Democrat	Non-Partisan
Approve	75%	16%	48%
Disapprove	13%	78%	37%
Not sure	12%	7%	15%

Q1: Do you approve or disapprove of Mike Parson's job performance as Governor?
(Continued)

Approve: 50%
Disapprove: 39%
Not sure: 11%



By Gender:

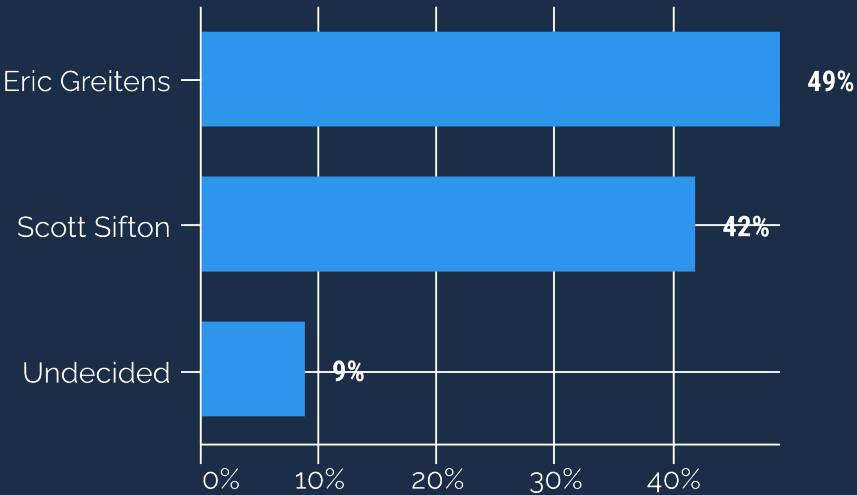
	Female	Male
Approve	51%	49%
Disapprove	38%	40%
Not sure	11%	10%

By Ideology:

	V con	S con	Mod	Prog
Approve	79%	63%	28%	8%
Disapprove	8%	22%	62%	89%
Not sure	13%	15%	10%	3%

Q2: Possible candidates in the 2022 Election for U.S. Senate are the Republican Eric Greitens and the Democrat Scott Sifton. If the election were held today, for whom would you vote?

Eric Greitens: 49%
Scott Sifton: 42%
Undecided: 9%



By DMA:

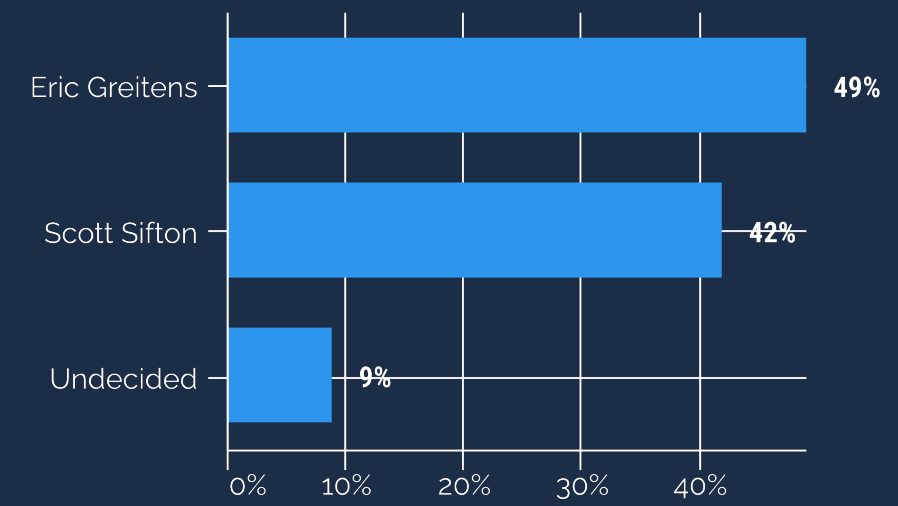
	COLUMBIA	KC	CAPE GIR	SPRINGFIELD	STL
Eric Greitens	51%	43%	66%	69%	42%
Scott Sifton	40%	47%	26%	22%	49%
Undecided	9%	10%	8%	9%	9%

By Party:

	Republican	Democrat	Non-Partisan
Eric Greitens	77%	10%	48%
Scott Sifton	12%	84%	42%
Undecided	11%	6%	10%

Q2: Possible candidates in the 2022 Election for U.S. Senate are the Republican Eric Greitens and the Democrat Scott Sifton. If the election were held today, for whom would you vote? (Continued)

Eric Greitens: 49%
Scott Sifton: 42%
Undecided: 9%



By Gender:

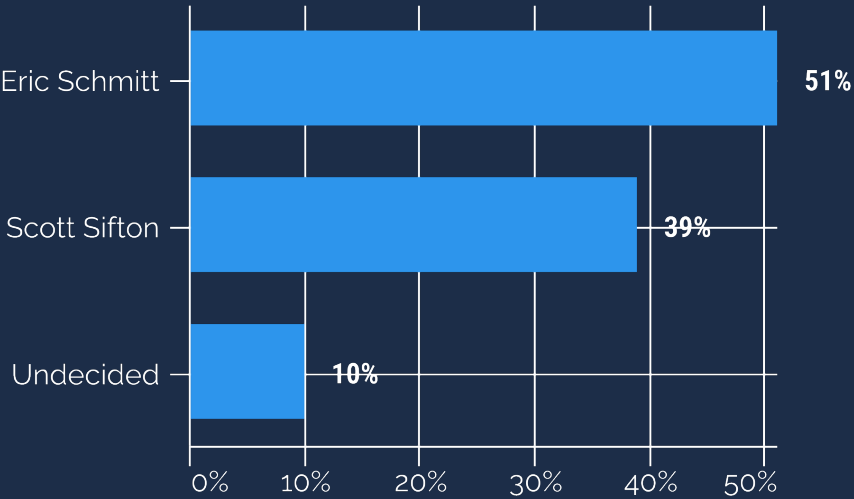
	Female	Male
Eric Greitens	49%	48%
Scott Sifton	41%	43%
Undecided	10%	8%

By Ideology:

	V con	S con	Mod	Prog
Eric Greitens	85%	56%	24%	8%
Scott Sifton	5%	30%	69%	90%
Undecided	10%	14%	7%	2%

Q3: Possible candidates in the 2022 Election for U.S. Senate are the Republican Eric Schmitt and the Democrat Scott Sifton. If the election were held today, for whom would you vote?

Eric Schmitt: 51%
Scott Sifton: 39%
Undecided: 10%



By DMA:

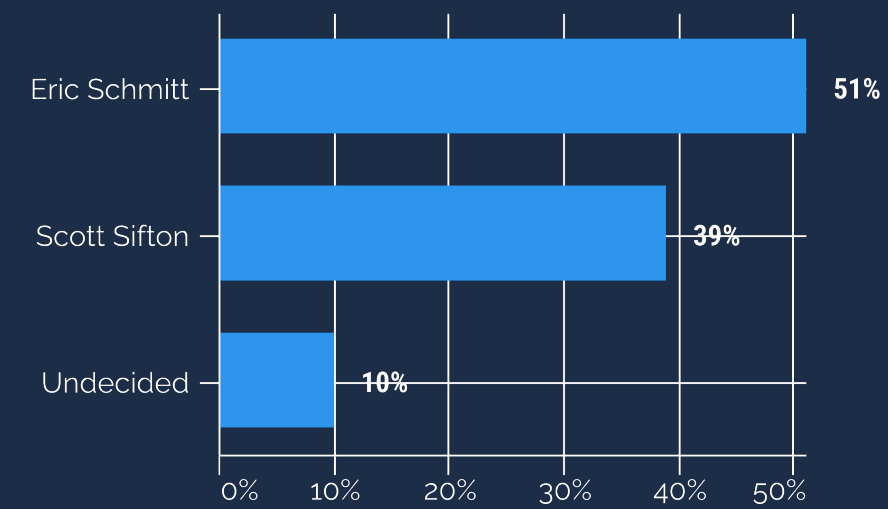
	COLUMBIA	KC	CAPE GIR	SPRINGFIELD	STL
Eric Schmitt	59%	43%	67%	72%	44%
Scott Sifton	33%	44%	19%	20%	48%
Undecided	8%	13%	15%	8%	9%

By Party:

	Republican	Democrat	Non-Partisan
Eric Schmitt	83%	5%	53%
Scott Sifton	8%	88%	34%
Undecided	10%	8%	12%

Q3: Possible candidates in the 2022 Election for U.S. Senate are the Republican Eric Schmitt and the Democrat Scott Sifton. If the election were held today, for whom would you vote? (Continued)

Eric Schmitt: 51%
Scott Sifton: 39%
Undecided: 10%



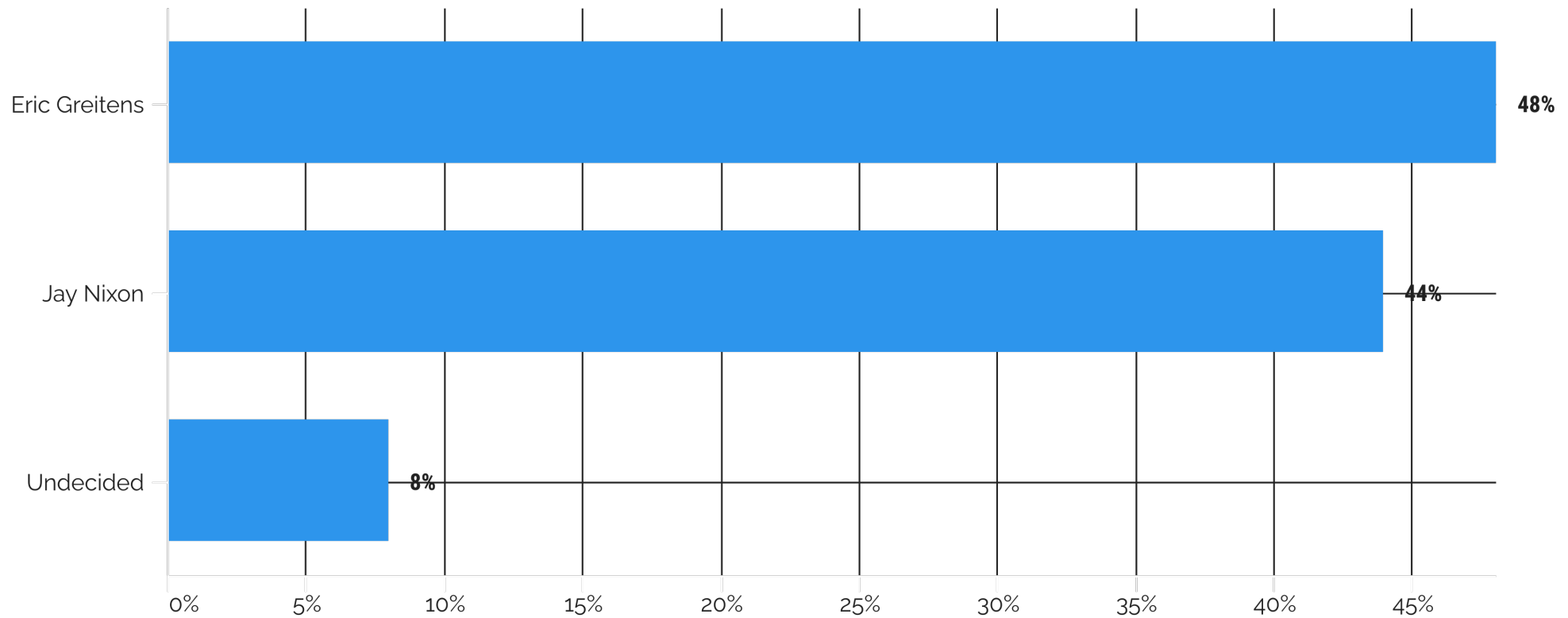
By Gender:

	Female	Male
Eric Schmitt	50%	52%
Scott Sifton	39%	39%
Undecided	11%	8%

By Ideology:

	V con	S con	Mod	Prog
Eric Schmitt	84%	64%	26%	7%
Scott Sifton	7%	24%	62%	89%
Undecided	9%	11%	12%	4%

Q4: Possible candidates in the 2022 Election for U.S. Senate are the Republican Eric Greitens and the Democrat Jay Nixon. If the election were held today, for whom would you vote?



Q4: By the Crosstabs

By DMA:

	COLUMBIA	KC	CAPE GIR	SPRINGFIELD	STL
Eric Greitens	52%	45%	67%	69%	38%
Jay Nixon	38%	50%	24%	26%	53%
Undecided	10%	5%	9%	5%	9%

By Gender:

	Female	Male
Eric Greitens	48%	48%
Jay Nixon	43%	46%
Undecided	9%	5%

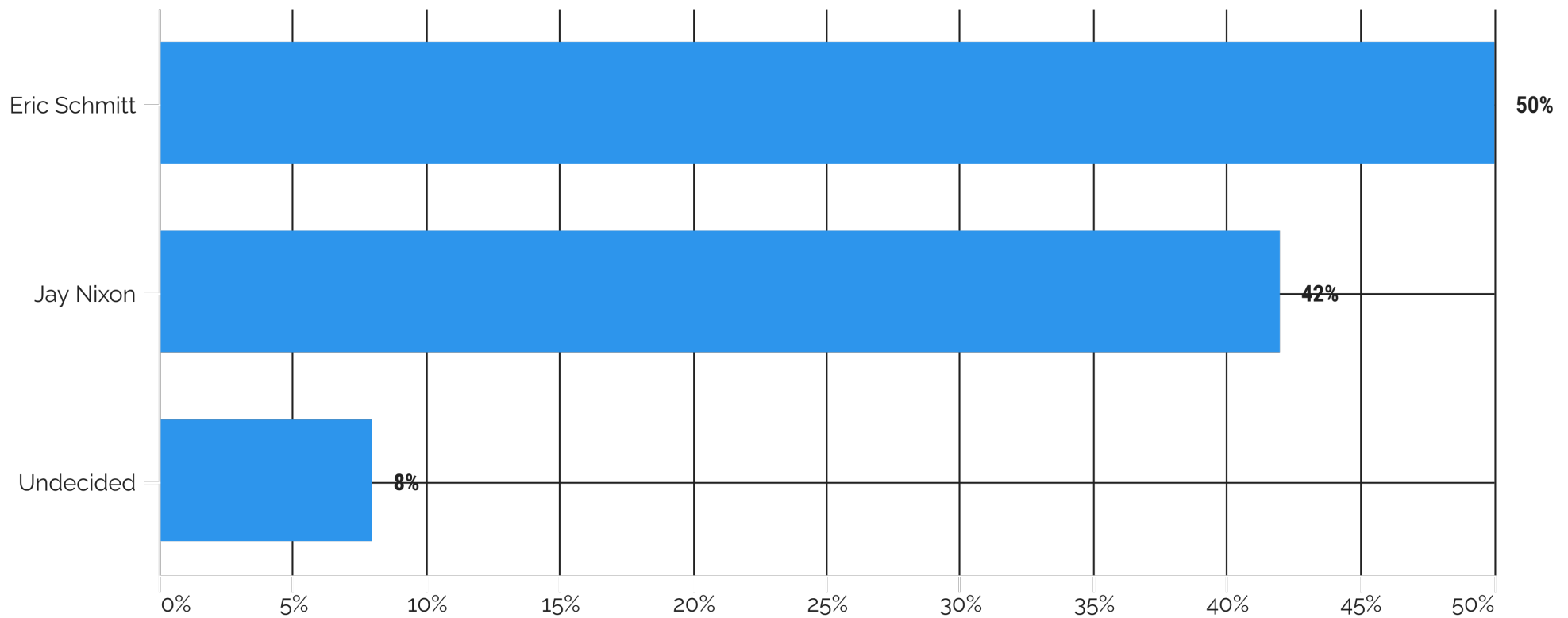
By Party:

	Republican	Democrat	Non-Partisan
Eric Greitens	77%	7%	46%
Jay Nixon	14%	88%	44%
Undecided	8%	5%	10%

By Ideology:

	V con	S con	Mod	Prog
Eric Greitens	85%	56%	22%	5%
Jay Nixon	10%	31%	71%	93%
Undecided	6%	13%	7%	3%

Q5: Possible candidates in the 2022 Election for U.S. Senate are the Republican Eric Schmitt and the Democrat Jay Nixon. If the election were held today, for whom would you vote?



Q5: By the Crosstabs

By DMA:

	COLUMBIA	KC	CAPE GIR	SPRINGFIELD	STL
Eric Schmitt	56%	44%	71%	66%	42%
Jay Nixon	34%	49%	22%	25%	49%
Undecided	10%	7%	7%	9%	9%

By Gender:

	Female	Male
Eric Schmitt	50%	50%
Jay Nixon	41%	43%
Undecided	9%	7%

By Party:

	Republican	Democrat	Non-Partisan
Eric Schmitt	79%	7%	52%
Jay Nixon	13%	88%	36%
Undecided	8%	6%	12%

By Ideology:

	V con	S con	Mod	Prog
Eric Schmitt	82%	63%	25%	7%
Jay Nixon	12%	25%	67%	89%
Undecided	7%	12%	8%	4%

DEMOGRAPHICS

DMA	%
COLUMBIA	8%
KC	24%
CAPE GIR	5%
SPRINGFIELD	15%
STL	41%

GENDER	%
Female	53%
Male	47%

PARTY	%
Republican	46%
Democrat	32%
Non-Partisan	22%

IDEOLOGY	%
V con	31%
S con	27%
Mod	27%

For More Information...



Missouri Scout

Missouri Scout is a private news service covering state politics. For subscription information, contact Dave at dave@moscout.com



REMINGTON RESEARCH GROUP

Remington Research Group is a polling firm that specializes in automated IVR technology. The firm was founded in an effort to provide more reliable and affordable polling for campaigns throughout the country. For more information, contact Titus Bond at tbond@remingtonresearchgroup.com