



Missouri Scout

Powered By:



REMINGTON RESEARCH GROUP

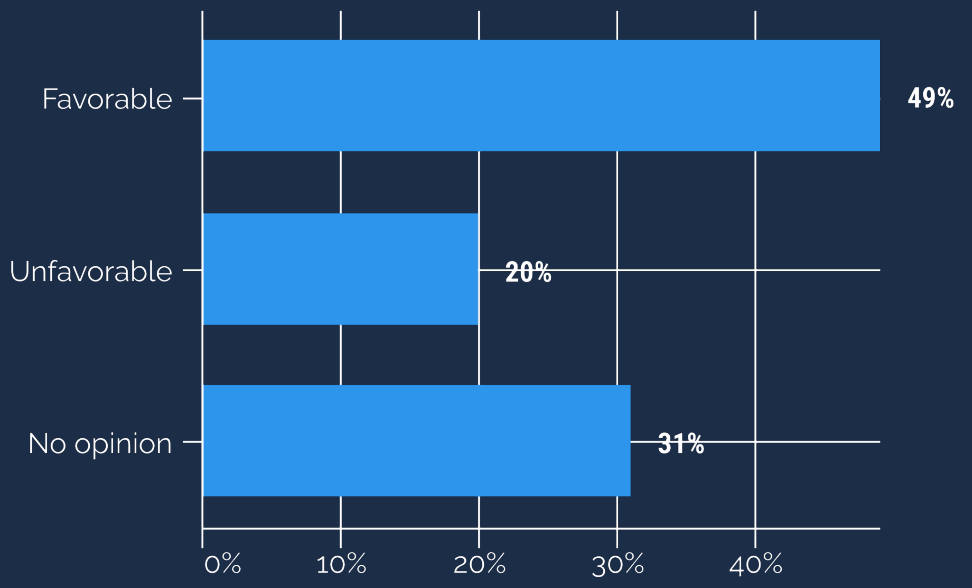
July 2022

MO Republican Primary Election

Survey conducted July 27 through July 28, 2022. 818 likely 2022 Republican Primary voters participated in the survey. Survey weighted to match expected turnout demographics for the 2022 Republican Primary Election. Margin of Error is +/-3.4% with a 95% level of confidence. Totals do not always equal 100% due to rounding. Survey conducted by Remington Research Group on behalf of The Missouri Scout.

Q1: What is your opinion on Mike Parson?

Favorable: 49%
 Unfavorable: 20%
 No opinion: 31%



By DMA:

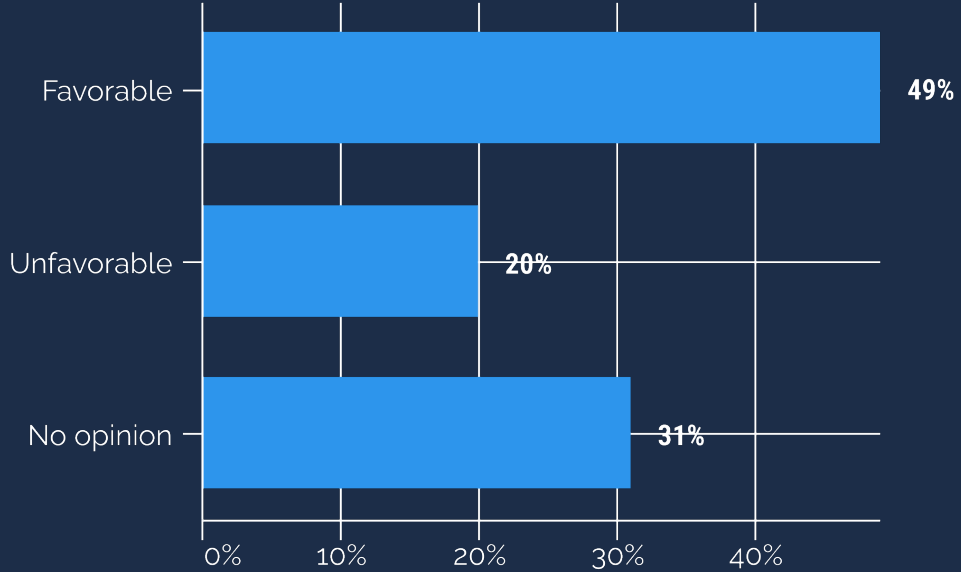
	COLUMBIA	KC	SPRGFLD	STL	BALANCE
Favorable	55%	48%	49%	49%	46%
Unfavorable	13%	24%	16%	23%	15%
No opinion	32%	28%	35%	28%	39%

By GOP TYPOLOGY:

	Traditional	Evang	Trump
Favorable	48%	58%	51%
Unfavorable	24%	10%	15%
No opinion	29%	32%	34%

Q1: What is your opinion on Mike Parson?
(CONTINUED)

Favorable: 49%
Unfavorable: 20%
No opinion: 31%



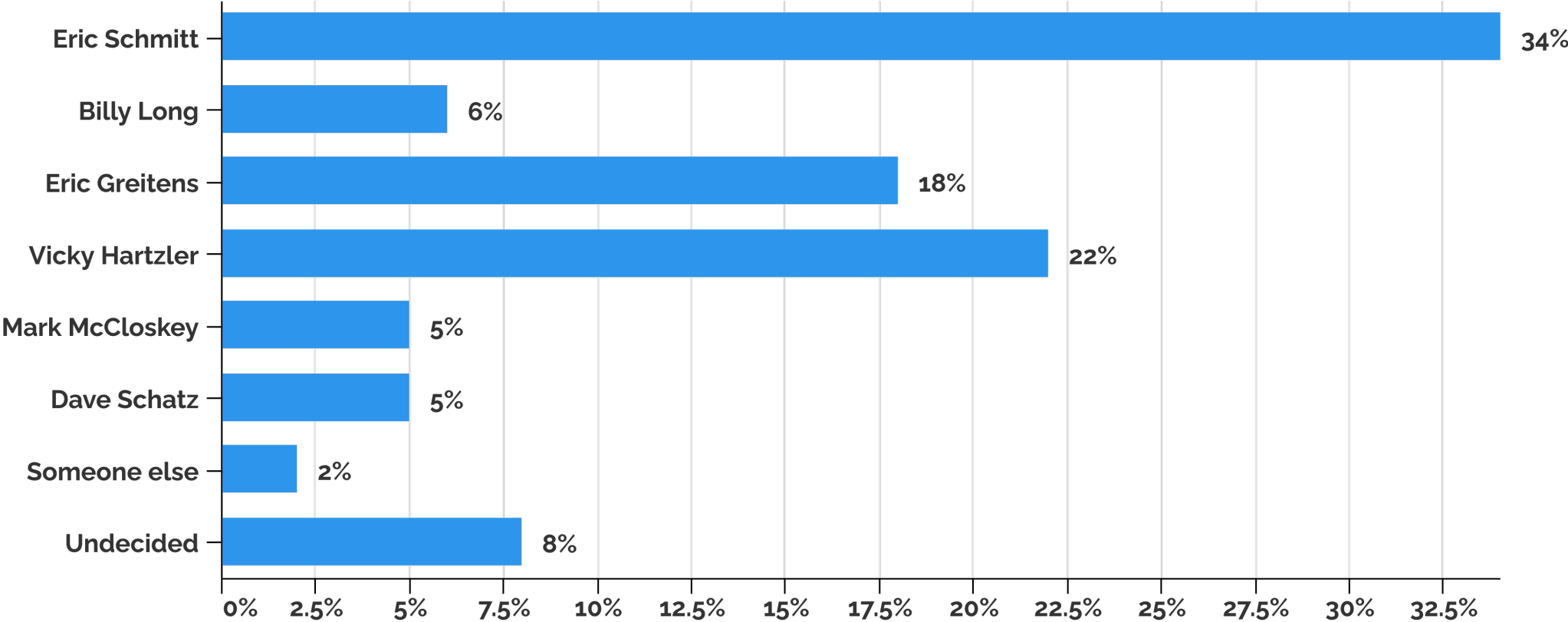
By GENDER:

	Female	Male
Favorable	49%	49%
Unfavorable	18%	22%
No opinion	33%	28%

By GOP IDEOLOGY:

	V con	S con	Mod+Lib
Favorable	58%	55%	21%
Unfavorable	12%	15%	45%
No opinion	30%	30%	34%

Q2: The candidates in the August 2nd GOP Primary for US Senate are _: If the election were held today for whom would you vote?



Q2: By the Crosstabs

By DMA:

	COLUMBIA	KC	SPRGFLD	STL	BALANCE
Eric Schmitt	33%	36%	27%	36%	34%
Eric Greitens	16%	12%	21%	19%	23%
Vicky Hartzler	29%	28%	18%	18%	22%
Undecided	6%	9%	4%	10%	6%

By GOP TYPOLOGY:

	Traditional	Evang	Trump
Eric Schmitt	36%	31%	41%
Eric Greitens	11%	25%	27%
Vicky Hartzler	26%	22%	16%
Undecided	6%	8%	6%

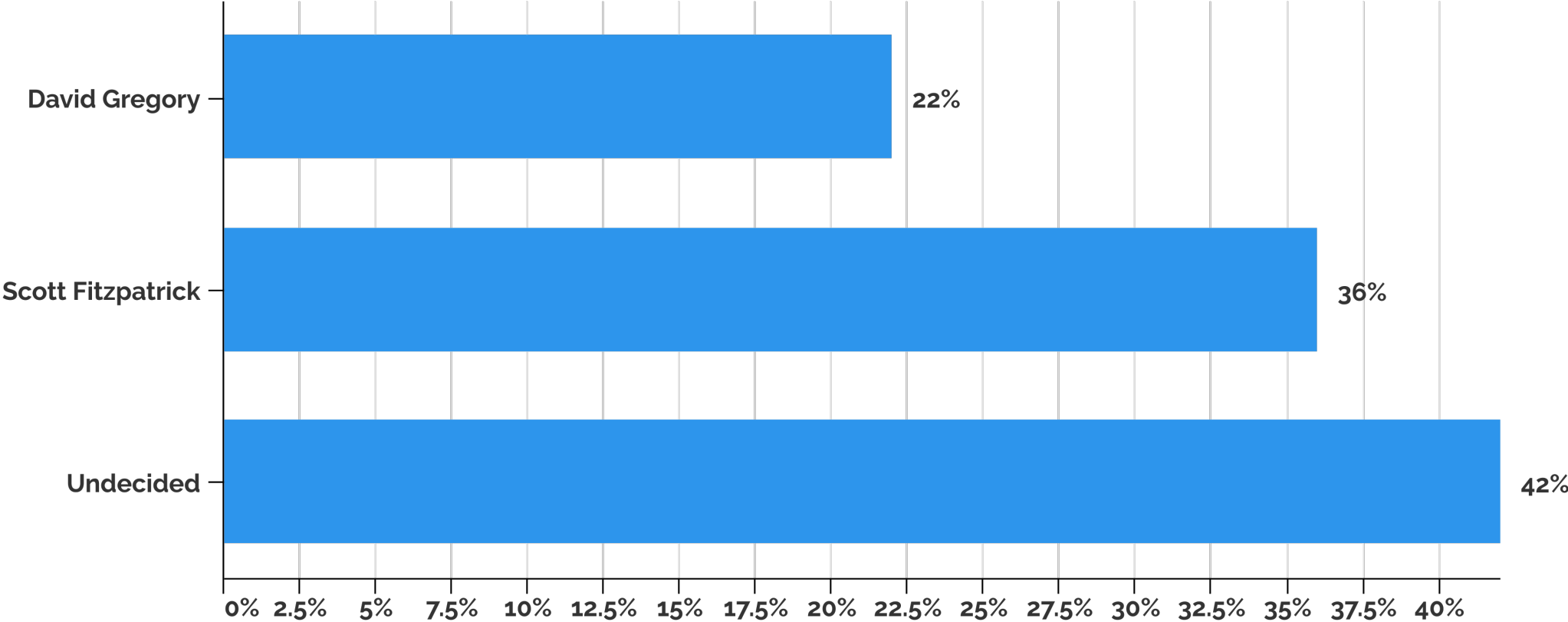
By GENDER:

	Female	Male
Eric Schmitt	33%	35%
Eric Greitens	19%	17%
Vicky Hartzler	21%	23%
Undecided	11%	5%

By GOP IDEOLOGY:

	V con	S con	Mod+Lib
Eric Schmitt	43%	33%	16%
Eric Greitens	20%	18%	13%
Vicky Hartzler	20%	26%	21%
Undecided	5%	9%	12%

Q3: The candidates in the August 2nd GOP Primary for Missouri State Auditor are _ : If the election were held today for whom would you vote?



Q3: By the Crosstabs

By DMA:

	COLUMBIA	KC	SPRGFLD	STL	BALANCE
David Gregory	24%	20%	23%	22%	21%
Scott Ftizpatrick	41%	37%	38%	32%	42%
Undecided	35%	43%	39%	46%	37%

By GOP TYPOLOGY:

	Traditional	Evang	Trump
David Gregory	25%	22%	23%
Scott Ftizpatrick	37%	39%	34%
Undecided	38%	40%	42%

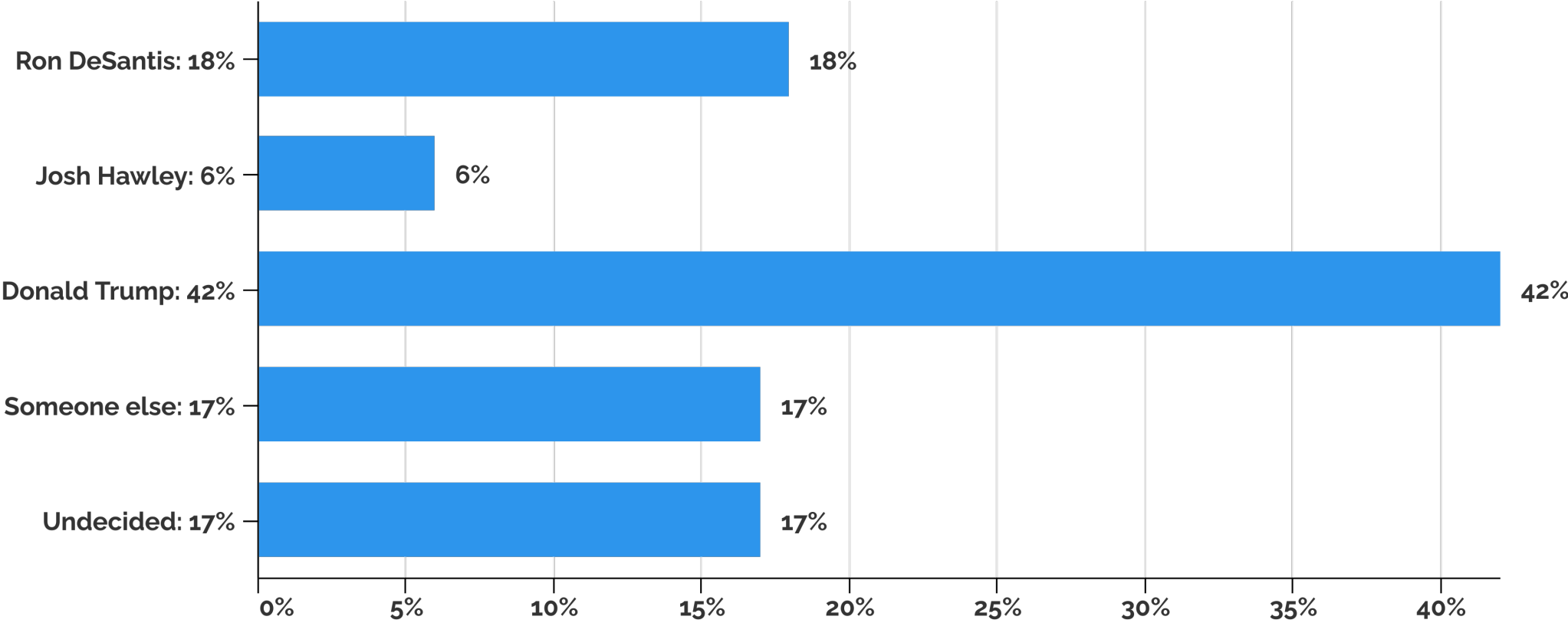
By GENDER:

	Female	Male
David Gregory	17%	27%
Scott Ftizpatrick	37%	35%
Undecided	45%	39%

By GOP IDEOLOGY:

	V con	S con	Mod+Lib
David Gregory	20%	18%	31%
Scott Ftizpatrick	39%	43%	19%
Undecided	40%	39%	50%

Q4: If the Republican nomination for President were held today, for whom would you vote?



Q4: By the Crosstabs

By DMA:

	COLUMBIA	KC	SPRGFLD	STL	BALANCE
Ron DeSantis	24%	13%	17%	21%	16%
Donald Trump	44%	41%	48%	36%	49%
Other	18%	17%	19%	20%	4%
Undecided	7%	20%	9%	19%	24%

By GOP TYPOLOGY:

	Traditional	Evang	Trump
Ron DeSantis	25%	18%	10%
Donald Trump	23%	51%	77%
Other	24%	4%	2%
Undecided	20%	19%	7%

By GENDER:

	Female	Male
Ron DeSantis	16%	20%
Donald Trump	41%	42%
Other	15%	19%
Undecided	21%	13%

By GOP IDEOLOGY:

	V con	S con	Mod+Lib
Ron DeSantis	19%	24%	8%
Donald Trump	54%	36%	23%
Other	5%	12%	49%
Undecided	14%	20%	18%

DEMOGRAPHICS

DMA	%
COLUMBIA	9%
KC	22%
SPRGFLD	16%
STL	39%
BALANCE	13%

GOP TYPOLOGY	%
Evang	15%
Trump	30%
Traditional	34%
Libertarian	7%
Other	15%

GOP IDEOLOGY	%
V con	47%
S con	30%
Mod+Lib	23%

GENDER	%
Female	50%
Male	50%

For More Information...



Missouri Scout

Missouri Scout is a private news service covering state politics. For subscription information, contact Dave at dave@moscout.com



REMINGTON RESEARCH GROUP

Remington Research Group is a polling firm that specializes in automated IVR technology. The firm was founded in an effort to provide more reliable and affordable polling for campaigns throughout the country. For more information, contact Titus Bond at tbond@remingtonresearchgroup.com